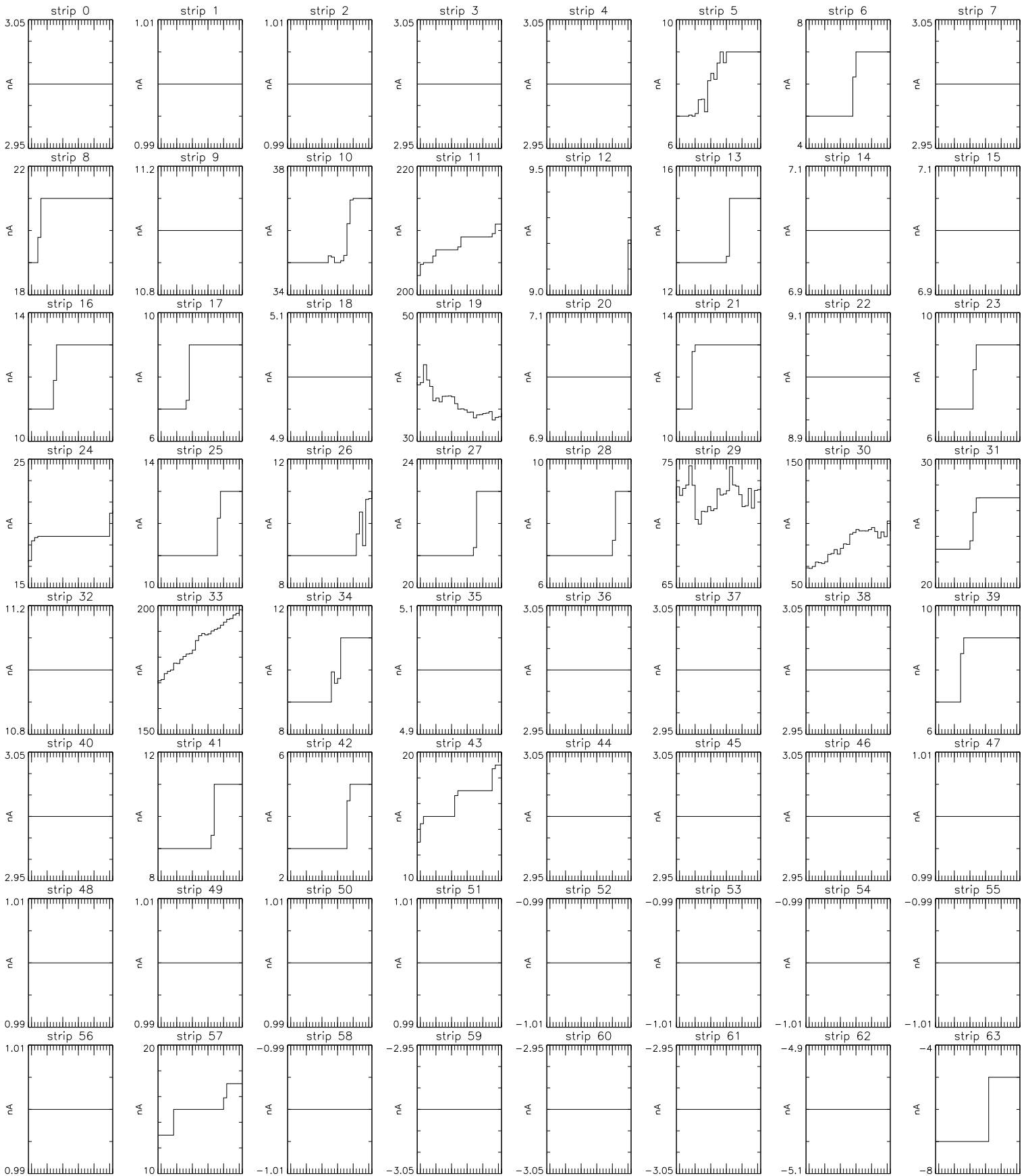



Bartels Rotation 2241 – Daily Averages
Leakage Current – M1A – Ground Side
(10-Sep-1997 thru 06-Oct-1997) (253/1997 thru 279/1997)

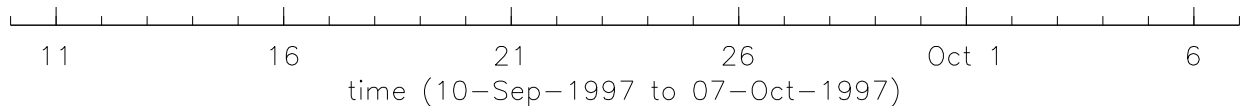



Bartels Rotation 2241 – Daily Averages
 Leakage Current – M1A – High Voltage Side
 (10-Sep-1997 thru 06-Oct-1997) (253/1997 thru 279/1997)

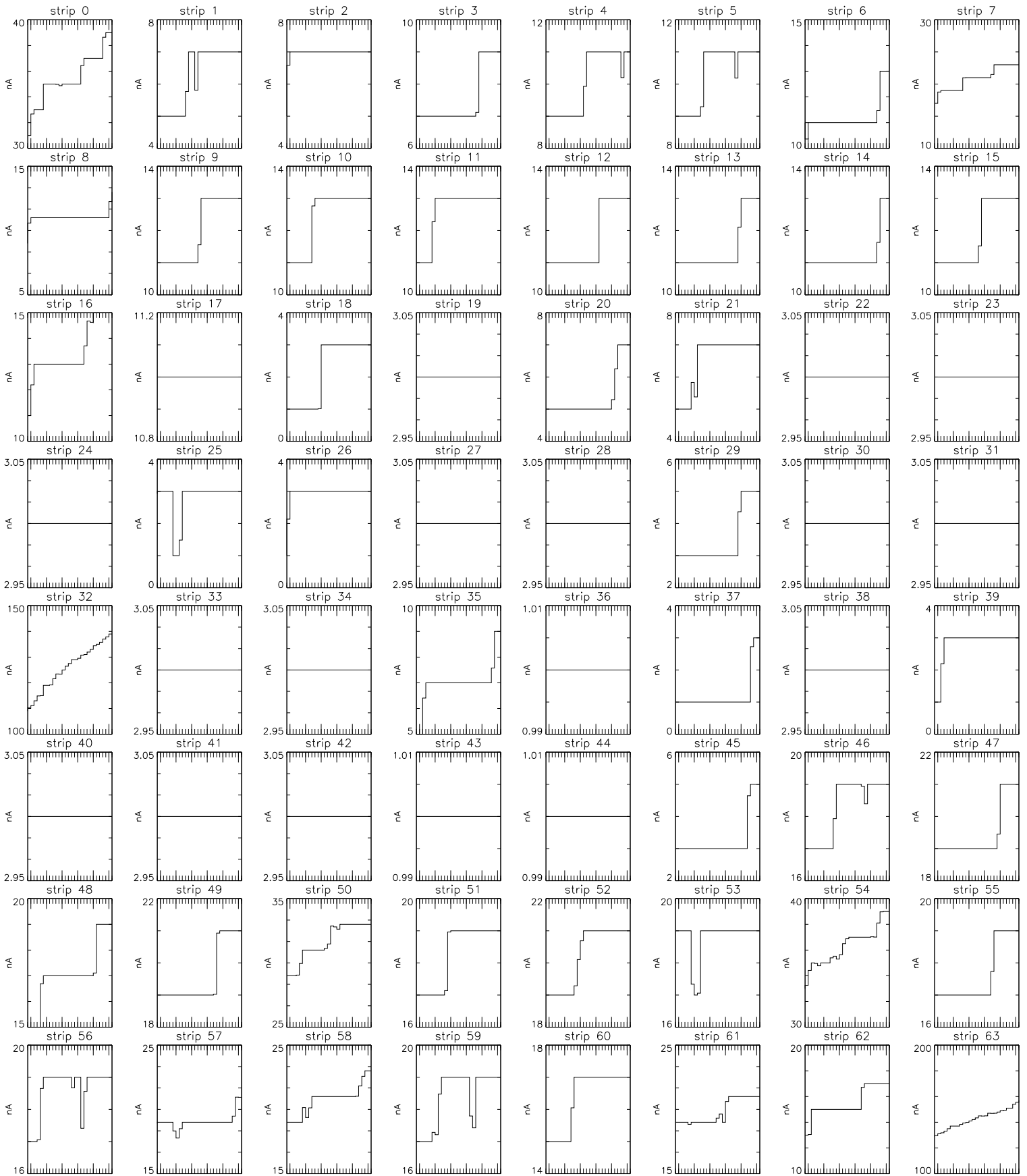


11 16 21 26 Oct 1 6
 time (10-Sep-1997 to 07-Oct-1997)

Bartels Rotation 2241 – Daily Averages
 Leakage Current – M2A – Ground Side
 (10-Sep-1997 thru 06-Oct-1997) (253/1997 thru 279/1997)



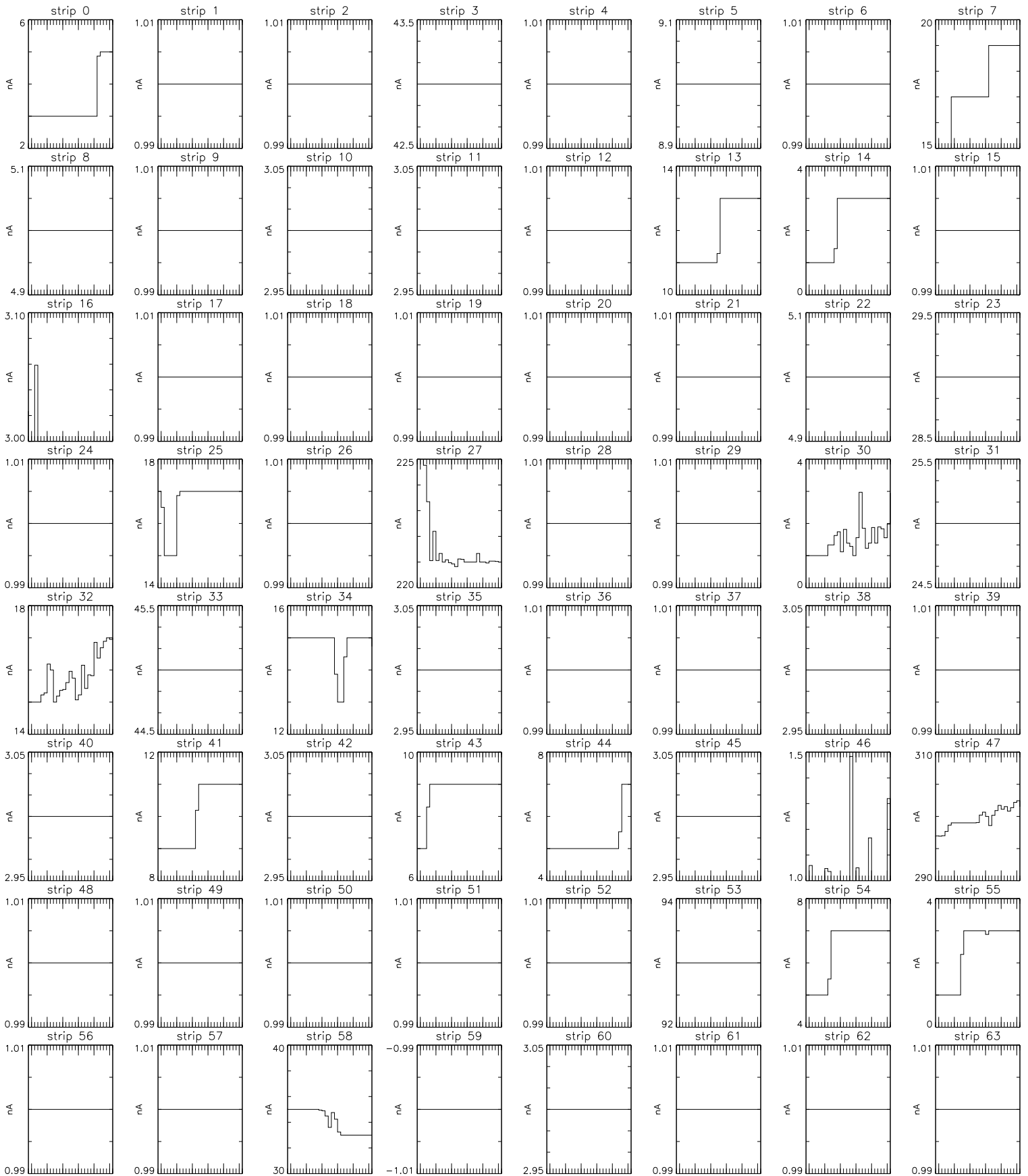
Bartels Rotation 2241 – Daily Averages
 Leakage Current – M2A – High Voltage Side
 (10-Sep-1997 thru 06-Oct-1997) (253/1997 thru 279/1997)



11 16 21 26 Oct 1 6


time (10-Sep-1997 to 07-Oct-1997)

Bartels Rotation 2241 – Daily Averages
 Leakage Current – M1B – Ground Side
 (10-Sep-1997 thru 06-Oct-1997) (253/1997 thru 279/1997)




time (10-Sep-1997 to 07-Oct-1997)

Bartels Rotation 2241 – Daily Averages
 Leakage Current – M1B – High Voltage Side
 (10-Sep-1997 thru 06-Oct-1997) (253/1997 thru 279/1997)




time (10-Sep-1997 to 07-Oct-1997)

Bartels Rotation 2241 – Daily Averages
Leakage Current – M2B – Ground Side
(10-Sep-1997 thru 06-Oct-1997) (253/1997 thru 279/1997)



Bartels Rotation 2241 – Daily Averages
 Leakage Current – M2B – High Voltage Side
 (10-Sep-1997 thru 06-Oct-1997) (253/1997 thru 279/1997)



11 16 21 26 Oct 1 6
 time (10-Sep-1997 to 07-Oct-1997)