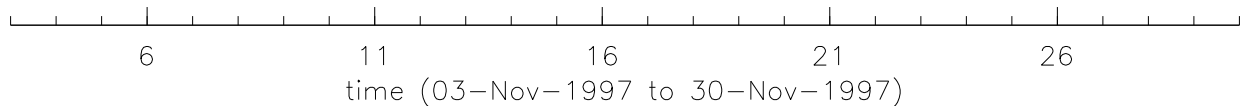

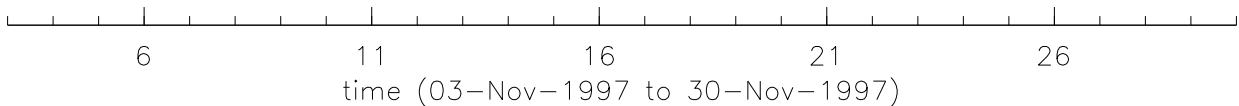



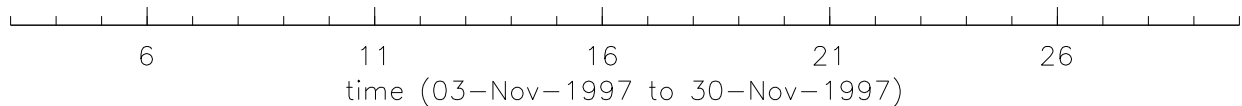

Bartels Rotation 2243 – Daily Averages
 Leakage Current – M1A – Ground Side
 (03–Nov–1997 thru 29–Nov–1997) (307/1997 thru 333/1997)



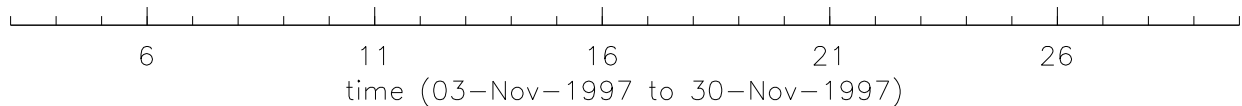

Bartels Rotation 2243 – Daily Averages
Leakage Current – M1A – High Voltage Side
(03–Nov–1997 thru 29–Nov–1997) (307/1997 thru 333/1997)



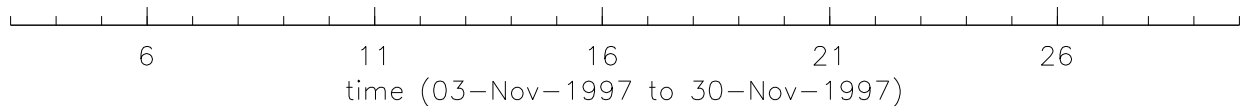

Bartels Rotation 2243 – Daily Averages
Leakage Current – M2A – Ground Side
(03–Nov–1997 thru 29–Nov–1997) (307/1997 thru 333/1997)



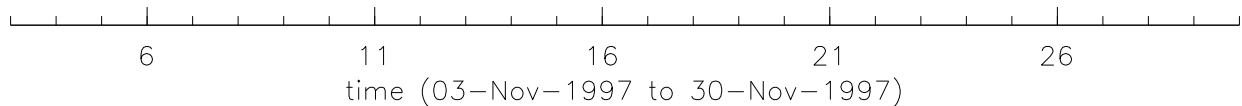

Bartels Rotation 2243 – Daily Averages
Leakage Current – M2A – High Voltage Side
(03–Nov–1997 thru 29–Nov–1997) (307/1997 thru 333/1997)



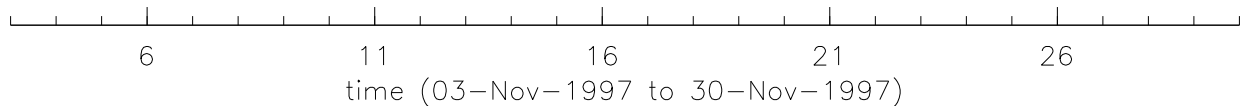

Bartels Rotation 2243 – Daily Averages
Leakage Current – M1B – Ground Side
(03–Nov–1997 thru 29–Nov–1997) (307/1997 thru 333/1997)




Bartels Rotation 2243 – Daily Averages
Leakage Current – M1B – High Voltage Side
(03–Nov–1997 thru 29–Nov–1997) (307/1997 thru 333/1997)



Bartels Rotation 2243 – Daily Averages
Leakage Current – M2B – Ground Side
(03–Nov–1997 thru 29–Nov–1997) (307/1997 thru 333/1997)



Bartels Rotation 2243 – Daily Averages
Leakage Current – M2B – High Voltage Side
(03–Nov–1997 thru 29–Nov–1997) (307/1997 thru 333/1997)



6 11 16 21 26
time (03–Nov–1997 to 30–Nov–1997)