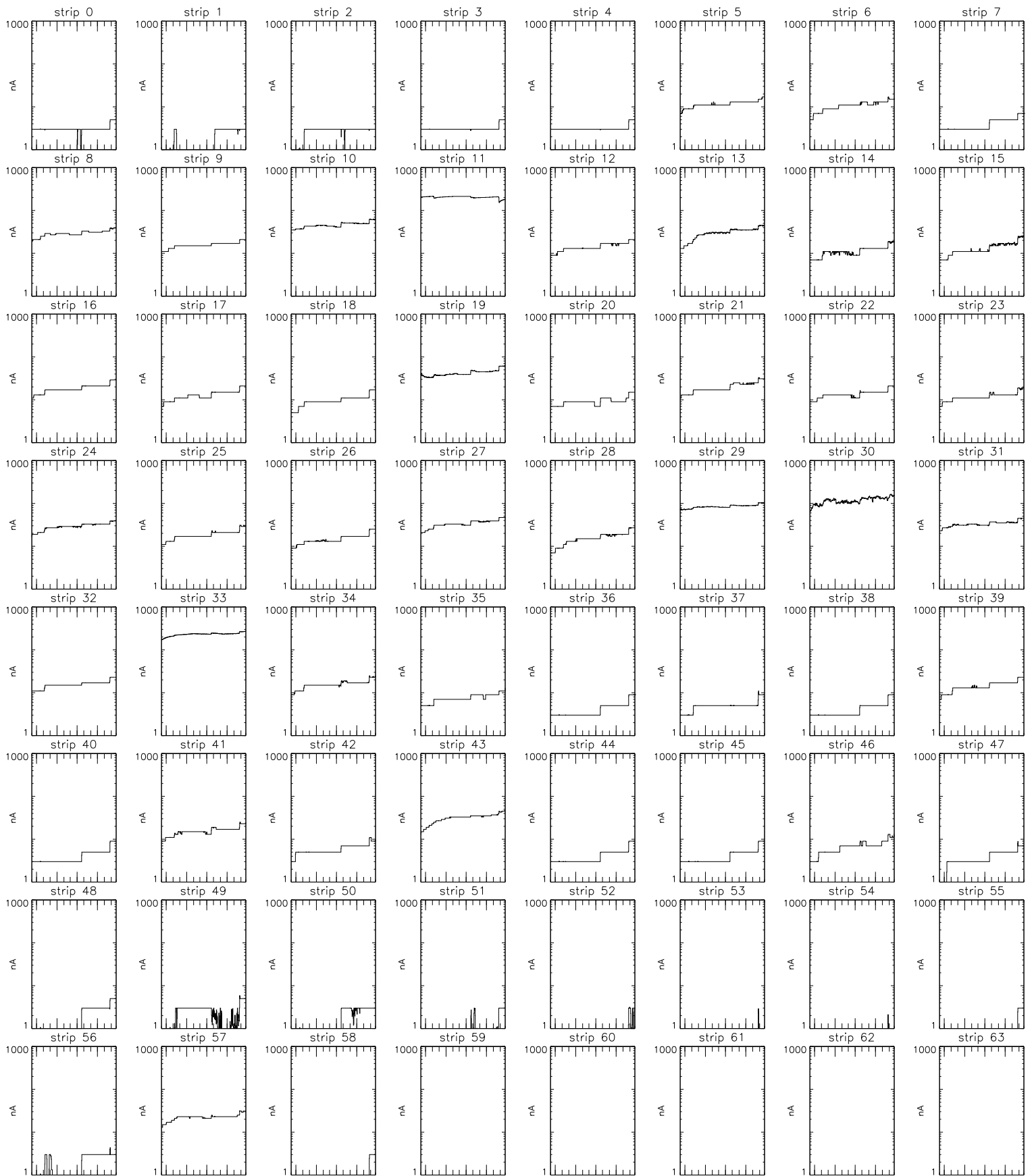


Bartels Rotation 2241-2254 - Daily Averages
Leakage Current - M1A - Ground Side
(10-Sep-1997 thru 22-Sep-1998) (253/1997 thru 265/1998)



Oct


Jan

Apr

Jul


time (10-Sep-1997 to 23-Sep-1998)

Bartels Rotation 2241-2254 - Daily Averages
Leakage Current - M1A - High Voltage Side
(10-Sep-1997 thru 22-Sep-1998) (253/1997 thru 265/1998)



Oct Jan Apr Jul
time (10-Sep-1997 to 23-Sep-1998)

Bartels Rotation 2241-2254 - Daily Averages
Leakage Current - M2A - Ground Side
(10-Sep-1997 thru 22-Sep-1998) (253/1997 thru 265/1998)



Oct


Jan

Apr

Jul

time (10-Sep-1997 to 23-Sep-1998)

Bartels Rotation 2241-2254 - Daily Averages
Leakage Current - M2A - High Voltage Side
(10-Sep-1997 thru 22-Sep-1998) (253/1997 thru 265/1998)



Oct

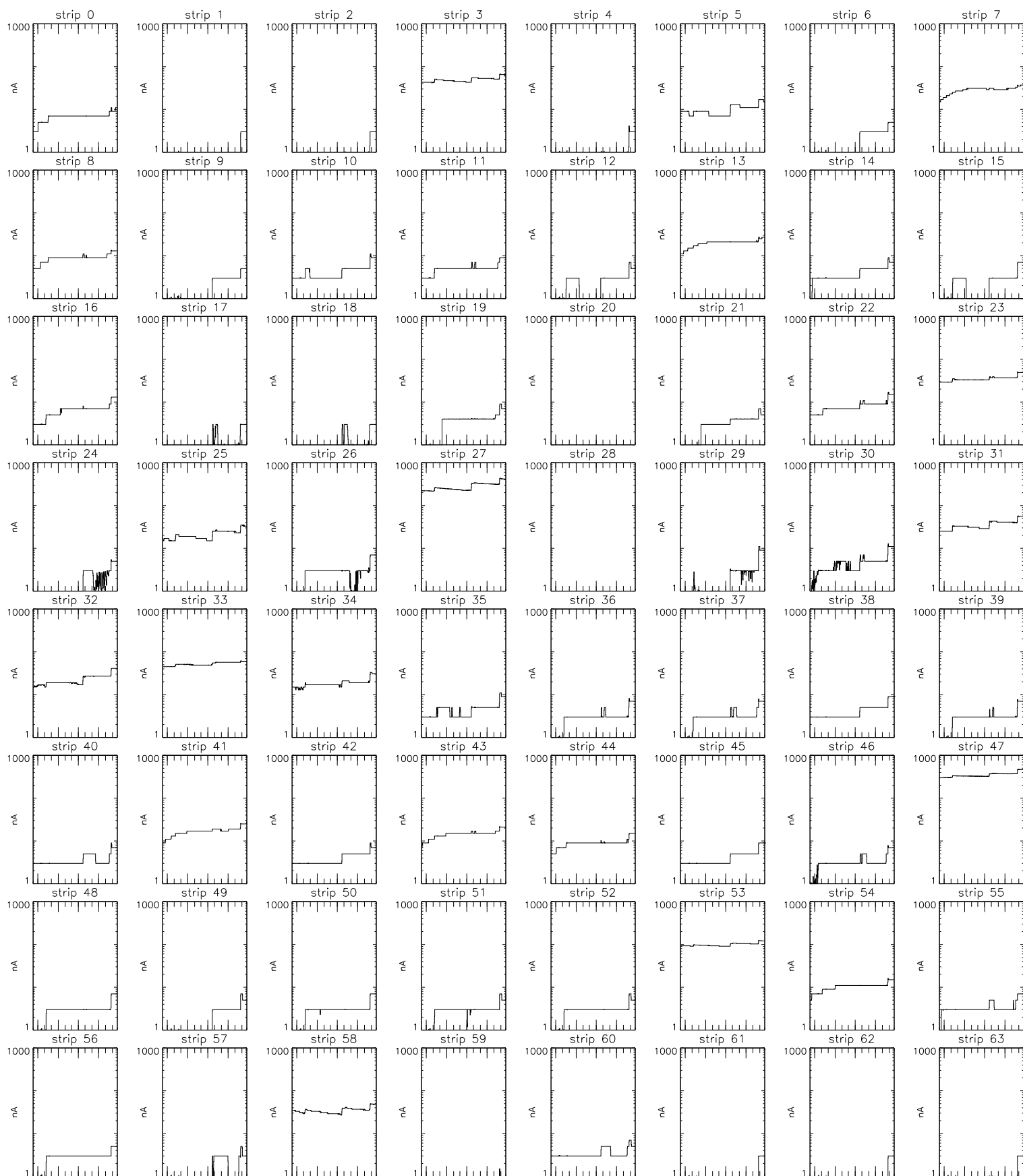
Jan

Apr

Jul

time (10-Sep-1997 to 23-Sep-1998)

Bartels Rotation 2241-2254 – Daily Averages
Leakage Current – M1B – Ground Side
(10-Sep-1997 thru 22-Sep-1998) (253/1997 thru 265/1998)



Oct


Jan

Apr

Jul

time (10-Sep-1997 to 23-Sep-1998)

Bartels Rotation 2241-2254 – Daily Averages
Leakage Current – M1B – High Voltage Side
(10-Sep-1997 thru 22-Sep-1998) (253/1997 thru 265/1998)



Oct


Jan

Apr

Jul

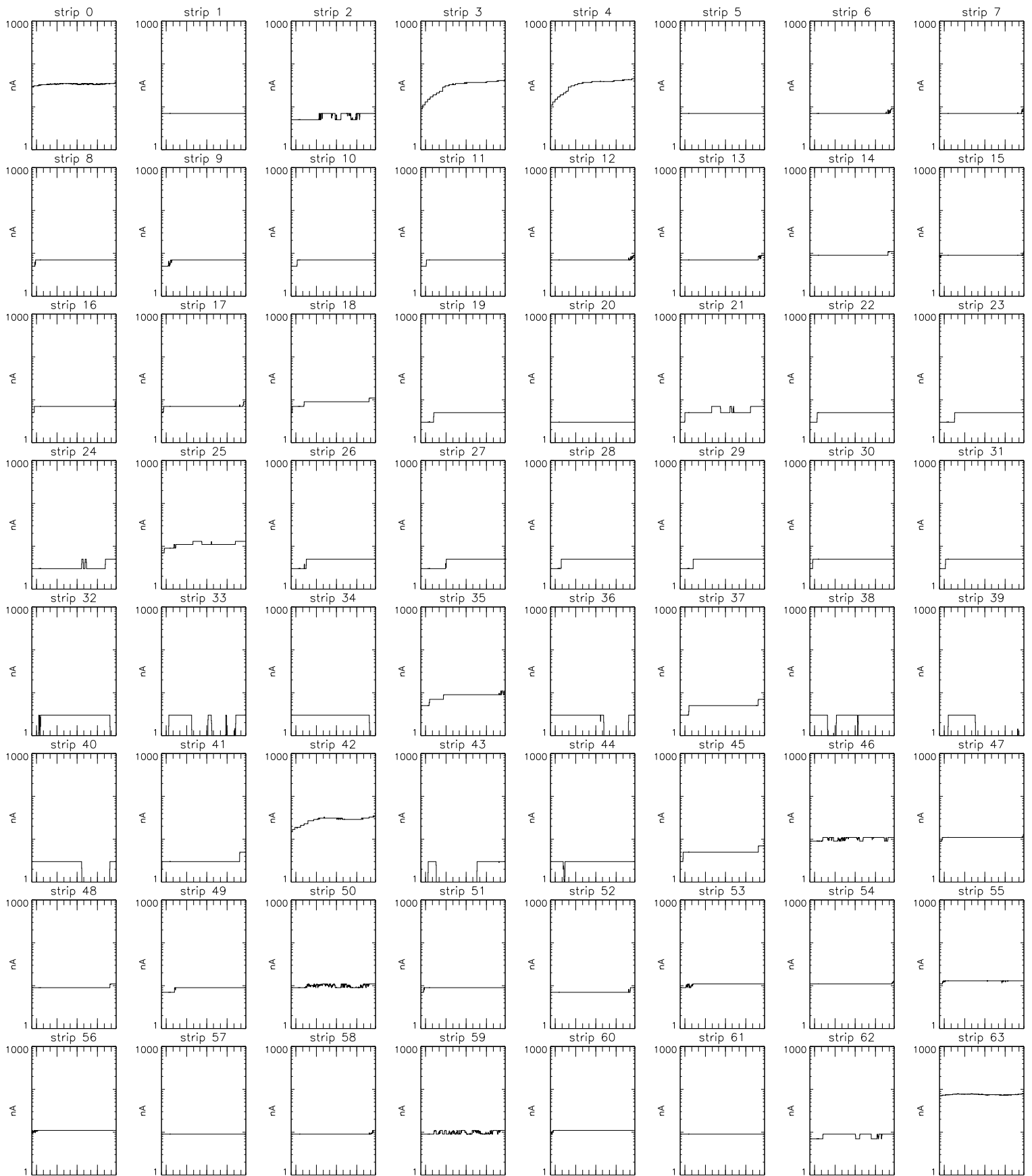
time (10-Sep-1997 to 23-Sep-1998)

Bartels Rotation 2241–2254 – Daily Averages
 Leakage Current – M2B – Ground Side
 (10–Sep–1997 thru 22–Sep–1998) (253/1997 thru 265/1998)



Oct
Jan
Apr
Jul
 time (10–Sep–1997 to 23–Sep–1998)

Bartels Rotation 2241-2254 – Daily Averages
 Leakage Current – M2B – High Voltage Side
 (10-Sep-1997 thru 22-Sep-1998) (253/1997 thru 265/1998)



Oct

Jan

Apr

Jul

time (10-Sep-1997 to 23-Sep-1998)