




Bartels Rotation 2245 – Daily Averages
 Leakage Current – M1A – Ground Side
 (27-Dec-1997 thru 22-Jan-1998) (361/1997 thru 022/1998)



Bartels Rotation 2245 – Daily Averages
Leakage Current – M1A – High Voltage Side
(27-Dec-1997 thru 22-Jan-1998) (361/1997 thru 022/1998)

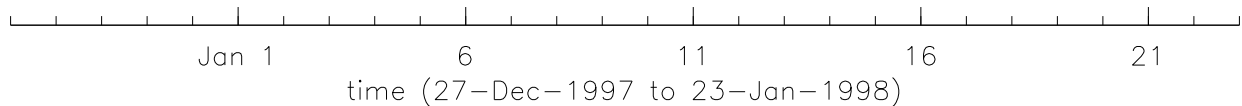



Bartels Rotation 2245 – Daily Averages
Leakage Current – M2A – Ground Side
(27-Dec-1997 thru 22-Jan-1998) (361/1997 thru 022/1998)




Jan 1 6 11 16 21
time (27-Dec-1997 to 23-Jan-1998)

Bartels Rotation 2245 – Daily Averages
Leakage Current – M2A – High Voltage Side
(27-Dec-1997 thru 22-Jan-1998) (361/1997 thru 022/1998)



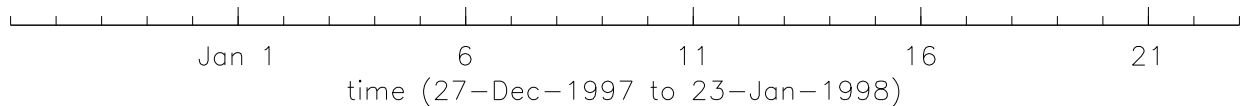

Bartels Rotation 2245 – Daily Averages
Leakage Current – M1B – Ground Side
(27-Dec-1997 thru 22-Jan-1998) (361/1997 thru 022/1998)




Jan 1 6 11 16 21

time (27-Dec-1997 to 23-Jan-1998)


Bartels Rotation 2245 – Daily Averages
 Leakage Current – M1B – High Voltage Side
 (27-Dec-1997 thru 22-Jan-1998) (361/1997 thru 022/1998)



Bartels Rotation 2245 – Daily Averages
Leakage Current – M2B – Ground Side
(27-Dec-1997 thru 22-Jan-1998) (361/1997 thru 022/1998)



Bartels Rotation 2245 – Daily Averages
Leakage Current – M2B – High Voltage Side
(27-Dec-1997 thru 22-Jan-1998) (361/1997 thru 022/1998)



Jan 1 6 11 16 21

time (27-Dec-1997 to 23-Jan-1998)