



Bartels Rotation 2248 – Daily Averages
Leakage Current – M1A – Ground Side
(18-Mar-1998 thru 13-Apr-1998) (077/1998 thru 103/1998)



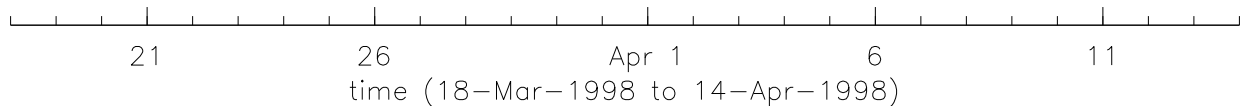

21 26 Apr 1 6 11
time (18-Mar-1998 to 14-Apr-1998)

Bartels Rotation 2248 – Daily Averages
Leakage Current – M1A – High Voltage Side
(18-Mar-1998 thru 13-Apr-1998) (077/1998 thru 103/1998)




21 26 Apr 1 6 11
time (18-Mar-1998 to 14-Apr-1998)

Bartels Rotation 2248 – Daily Averages
Leakage Current – M2A – Ground Side
(18-Mar-1998 thru 13-Apr-1998) (077/1998 thru 103/1998)




Bartels Rotation 2248 – Daily Averages
Leakage Current – M2A – High Voltage Side
(18-Mar-1998 thru 13-Apr-1998) (077/1998 thru 103/1998)



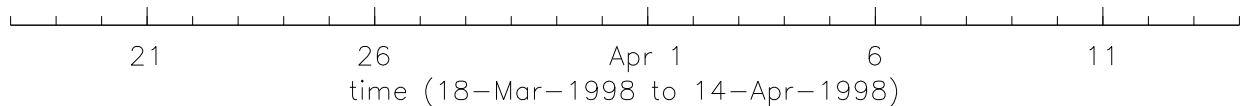

21 26 Apr 1 6 11
time (18-Mar-1998 to 14-Apr-1998)

Bartels Rotation 2248 – Daily Averages
Leakage Current – M1B – Ground Side
(18-Mar-1998 thru 13-Apr-1998) (077/1998 thru 103/1998)




21 26 Apr 1 6 11
time (18-Mar-1998 to 14-Apr-1998)

Bartels Rotation 2248 – Daily Averages
Leakage Current – M1B – High Voltage Side
(18-Mar-1998 thru 13-Apr-1998) (077/1998 thru 103/1998)




Bartels Rotation 2248 – Daily Averages
Leakage Current – M2B – Ground Side
(18-Mar-1998 thru 13-Apr-1998) (077/1998 thru 103/1998)



21 26 Apr 1 6 11 22
time (18-Mar-1998 to 14-Apr-1998)

Bartels Rotation 2248 – Daily Averages
Leakage Current – M2B – High Voltage Side
(18-Mar-1998 thru 13-Apr-1998) (077/1998 thru 103/1998)



21 26 Apr 1 6 11 23
time (18-Mar-1998 to 14-Apr-1998)