



Bartels Rotation 2249 – Daily Averages
Leakage Current – M1A – Ground Side
(14-Apr-1998 thru 10-May-1998) (104/1998 thru 130/1998)




16 21 26 May 1 6 11
time (14-Apr-1998 to 11-May-1998)

Bartels Rotation 2249 – Daily Averages
Leakage Current – M1A – High Voltage Side
(14-Apr-1998 thru 10-May-1998) (104/1998 thru 130/1998)




16 21 26 May 1 6 11
time (14-Apr-1998 to 11-May-1998)

Bartels Rotation 2249 – Daily Averages
Leakage Current – M2A – Ground Side
(14-Apr-1998 thru 10-May-1998) (104/1998 thru 130/1998)




Bartels Rotation 2249 – Daily Averages
Leakage Current – M2A – High Voltage Side
(14-Apr-1998 thru 10-May-1998) (104/1998 thru 130/1998)




16 21 26 May 1 6 11
time (14-Apr-1998 to 11-May-1998)

Bartels Rotation 2249 – Daily Averages
Leakage Current – M1B – Ground Side
(14-Apr-1998 thru 10-May-1998) (104/1998 thru 130/1998)




16 21 26 May 1 6 11
time (14-Apr-1998 to 11-May-1998)

Bartels Rotation 2249 – Daily Averages
Leakage Current – M1B – High Voltage Side
(14-Apr-1998 thru 10-May-1998) (104/1998 thru 130/1998)




16 21 26 May 1 6 11
time (14-Apr-1998 to 11-May-1998)

Bartels Rotation 2249 – Daily Averages
Leakage Current – M2B – Ground Side
(14-Apr-1998 thru 10-May-1998) (104/1998 thru 130/1998)



16 21 26 May 1 6 11
time (14-Apr-1998 to 11-May-1998)

Bartels Rotation 2249 – Daily Averages
Leakage Current – M2B – High Voltage Side
(14-Apr-1998 thru 10-May-1998) (104/1998 thru 130/1998)



16 21 26 May 1 6 11
time (14-Apr-1998 to 11-May-1998)