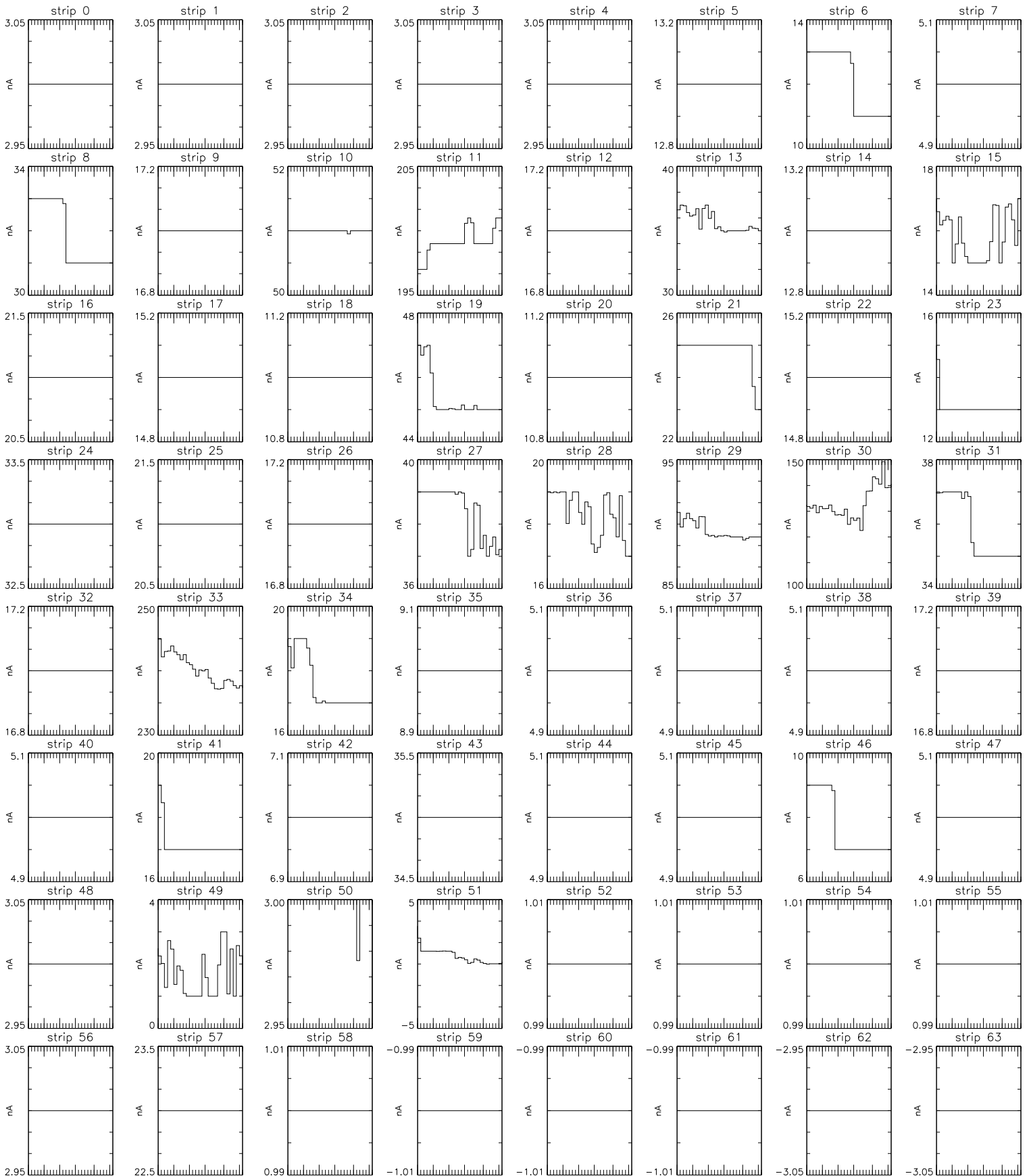



Bartels Rotation 2250 – Daily Averages
 Leakage Current – M1A – Ground Side
 (11–May–1998 thru 06–Jun–1998) (131/1998 thru 157/1998)



11 16 21 26 Jun 1 6

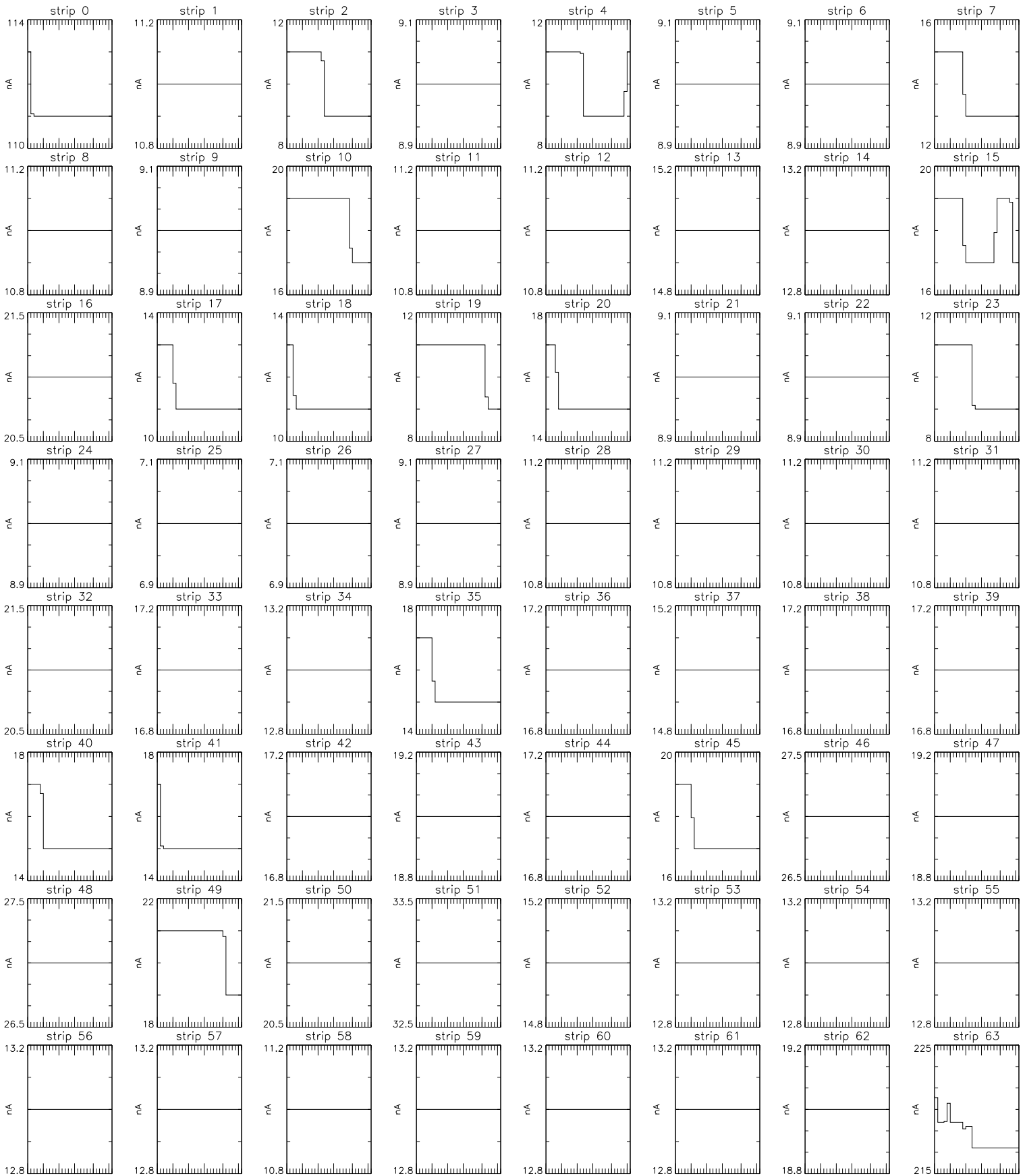
time (11–May–1998 to 07–Jun–1998)

Bartels Rotation 2250 – Daily Averages
Leakage Current – M1A – High Voltage Side
(11-May-1998 thru 06-Jun-1998) (131/1998 thru 157/1998)



11 16 21 26 Jun 1 6
time (11-May-1998 to 07-Jun-1998)


Bartels Rotation 2250 – Daily Averages
 Leakage Current – M2A – Ground Side
 (11–May–1998 thru 06–Jun–1998) (131/1998 thru 157/1998)



11 16 21 26 Jun 1 6


time (11–May–1998 to 07–Jun–1998)

Bartels Rotation 2250 – Daily Averages
 Leakage Current – M2A – High Voltage Side
 (11–May–1998 thru 06–Jun–1998) (131/1998 thru 157/1998)




11 16 21 26 Jun 1 6
 time (11-May-1998 to 07-Jun-1998)

Bartels Rotation 2250 – Daily Averages
Leakage Current – M1B – Ground Side
(11–May–1998 thru 06–Jun–1998) (131/1998 thru 157/1998)



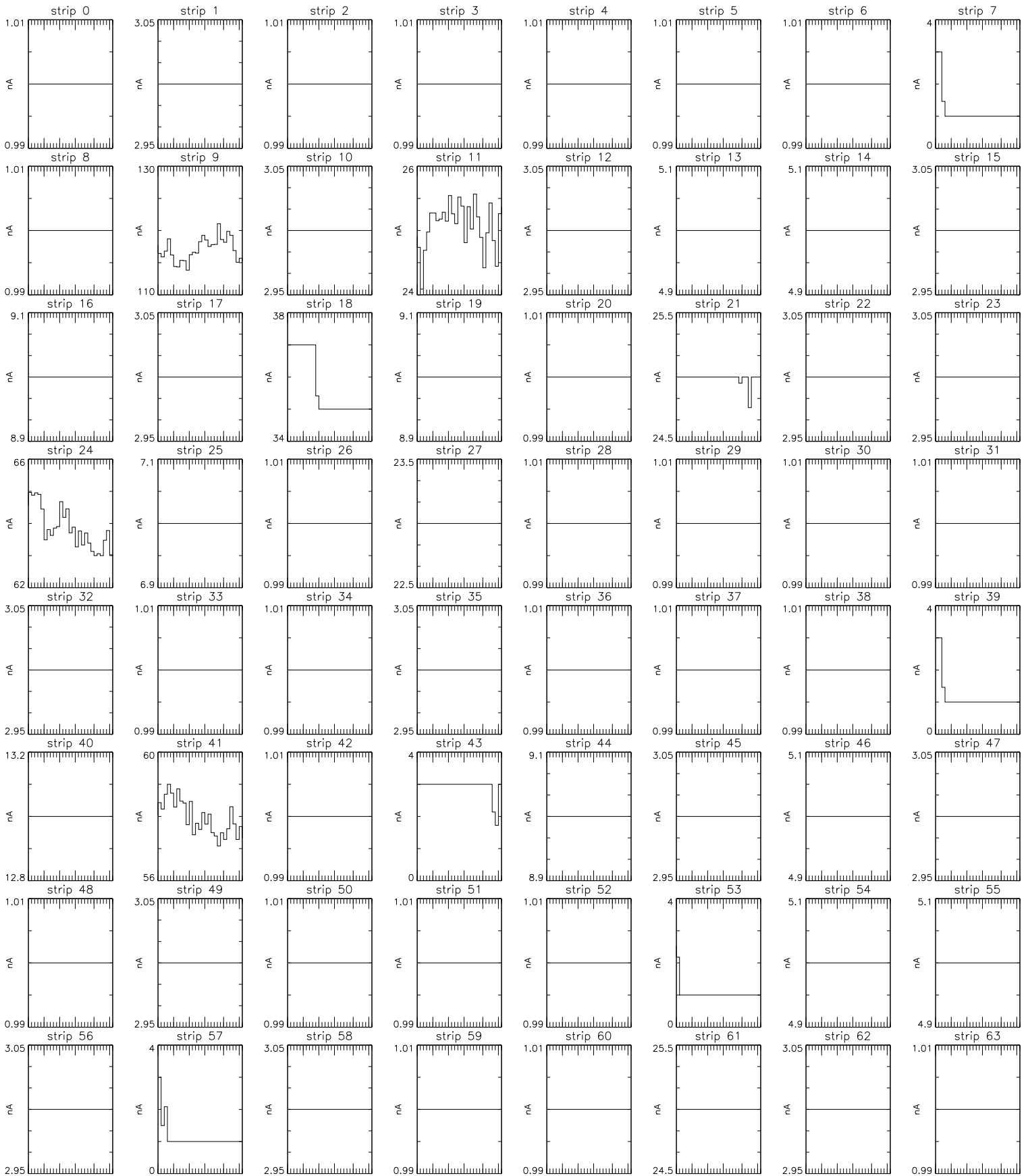
11 16 21 26 Jun 1 6
time (11–May–1998 to 07–Jun–1998)

Bartels Rotation 2250 – Daily Averages
 Leakage Current – M1B – High Voltage Side
 (11–May–1998 thru 06–Jun–1998) (131/1998 thru 157/1998)




11 16 21 26 Jun 1 6
 time (11–May–1998 to 07–Jun–1998)

Bartels Rotation 2250 – Daily Averages
 Leakage Current – M2B – Ground Side
 (11–May–1998 thru 06–Jun–1998) (131/1998 thru 157/1998)



11 16 21 26 Jun 1 6
 time (11–May–1998 to 07–Jun–1998)

Bartels Rotation 2250 – Daily Averages
 Leakage Current – M2B – High Voltage Side
 (11-May-1998 thru 06-Jun-1998) (131/1998 thru 157/1998)



11 16 21 26 Jun 1 6
 time (11-May-1998 to 07-Jun-1998)