



Bartels Rotation 2251 – Daily Averages
Leakage Current – M1A – Ground Side
(07-Jun-1998 thru 03-Jul-1998) (158/1998 thru 184/1998)



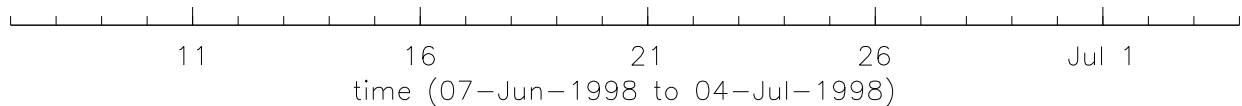

11 16 21 26 Jul 1
time (07-Jun-1998 to 04-Jul-1998)

Bartels Rotation 2251 – Daily Averages
Leakage Current – M1A – High Voltage Side
(07-Jun-1998 thru 03-Jul-1998) (158/1998 thru 184/1998)




11 16 21 26 Jul 1 17
time (07-Jun-1998 to 04-Jul-1998)

Bartels Rotation 2251 – Daily Averages
Leakage Current – M2A – Ground Side
(07-Jun-1998 thru 03-Jul-1998) (158/1998 thru 184/1998)

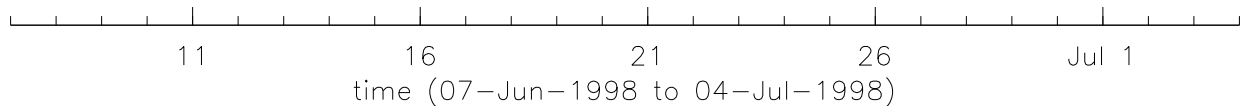



Bartels Rotation 2251 – Daily Averages
Leakage Current – M2A – High Voltage Side
(07-Jun-1998 thru 03-Jul-1998) (158/1998 thru 184/1998)




11 16 21 26 Jul 1
time (07-Jun-1998 to 04-Jul-1998)

Bartels Rotation 2251 – Daily Averages
Leakage Current – M1B – Ground Side
(07-Jun-1998 thru 03-Jul-1998) (158/1998 thru 184/1998)




Bartels Rotation 2251 – Daily Averages
Leakage Current – M1B – High Voltage Side
(07-Jun-1998 thru 03-Jul-1998) (158/1998 thru 184/1998)



11 16 21 26 Jul 1
time (07-Jun-1998 to 04-Jul-1998)

Bartels Rotation 2251 – Daily Averages
Leakage Current – M2B – Ground Side
(07-Jun-1998 thru 03-Jul-1998) (158/1998 thru 184/1998)



11 16 21 26 Jul 1
time (07-Jun-1998 to 04-Jul-1998)

Bartels Rotation 2251 – Daily Averages
Leakage Current – M2B – High Voltage Side
(07-Jun-1998 thru 03-Jul-1998) (158/1998 thru 184/1998)

