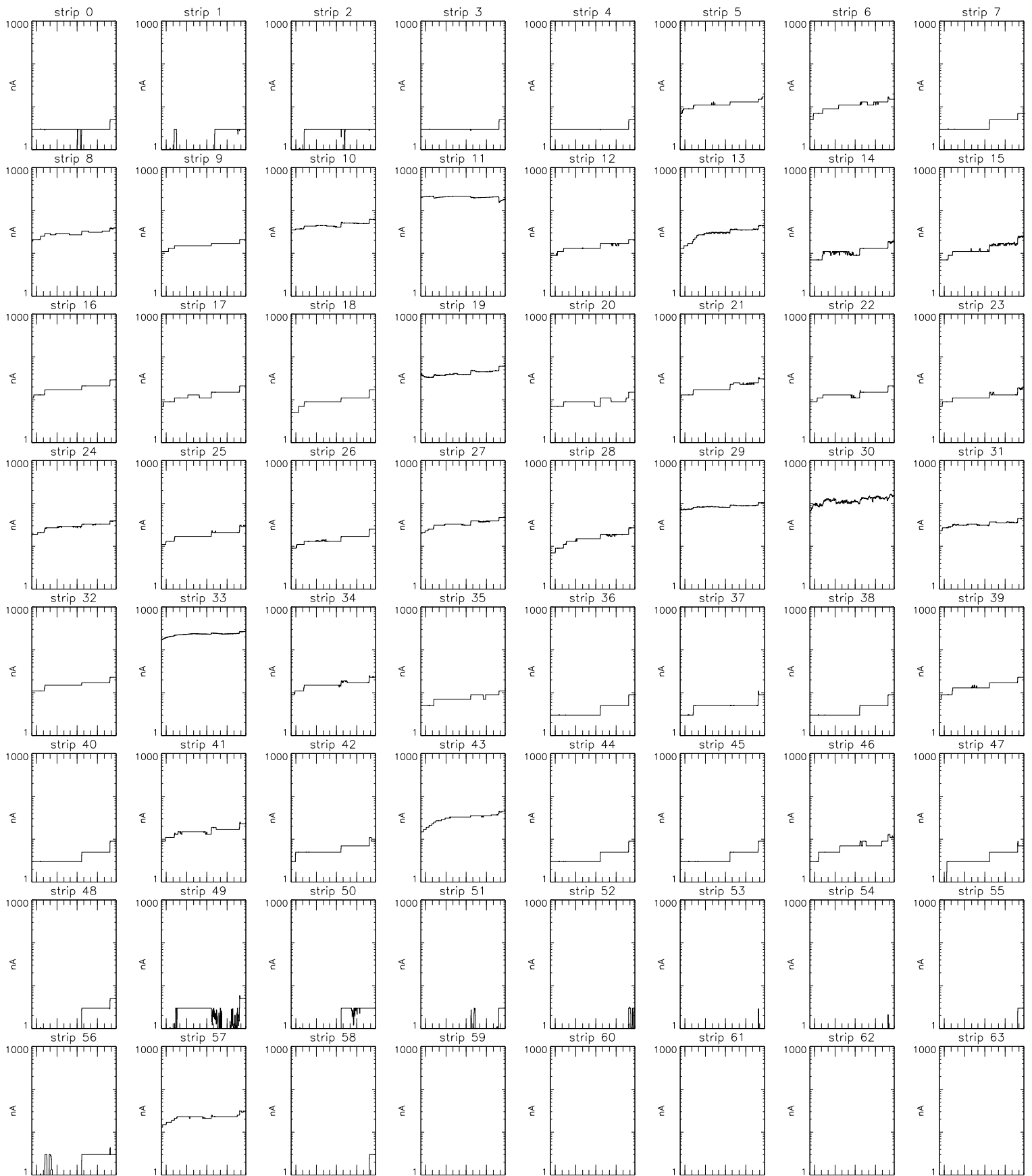


Bartels Rotation 2241-2254 - Daily Averages  
Leakage Current - M1A - Ground Side  
(10-Sep-1997 thru 22-Sep-1998) (253/1997 thru 265/1998)



Oct


Jan

Apr

Jul


time (10-Sep-1997 to 23-Sep-1998)

Bartels Rotation 2241-2254 - Daily Averages  
Leakage Current - M1A - High Voltage Side  
(10-Sep-1997 thru 22-Sep-1998) (253/1997 thru 265/1998)



Oct Jan Apr Jul  
time (10-Sep-1997 to 23-Sep-1998)

Bartels Rotation 2241-2254 - Daily Averages  
Leakage Current - M2A - Ground Side  
(10-Sep-1997 thru 22-Sep-1998) (253/1997 thru 265/1998)



Oct


Jan

Apr

Jul

time (10-Sep-1997 to 23-Sep-1998)

Bartels Rotation 2241-2254 - Daily Averages  
Leakage Current - M2A - High Voltage Side  
(10-Sep-1997 thru 22-Sep-1998) (253/1997 thru 265/1998)



Oct

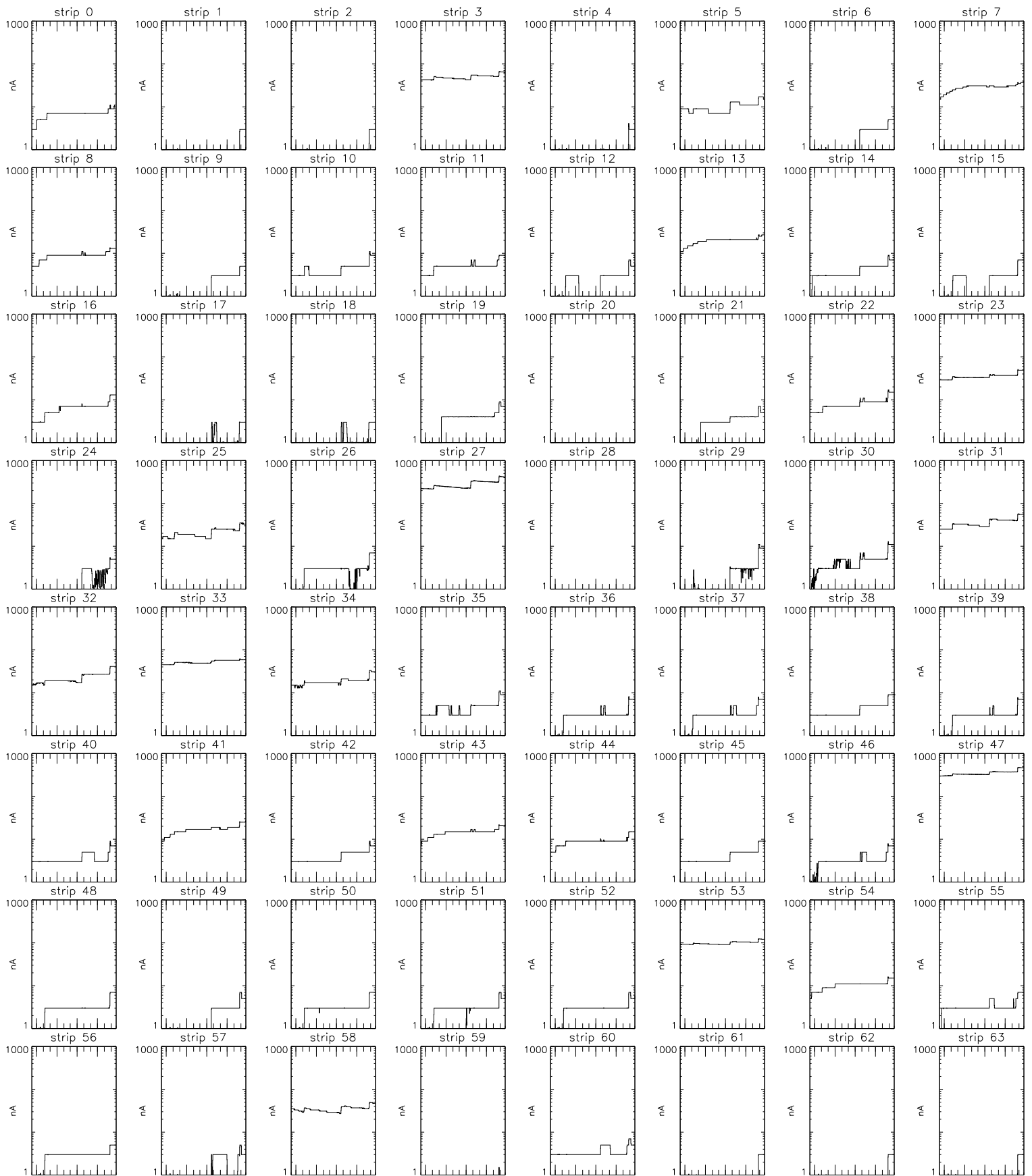
Jan

Apr

Jul

time (10-Sep-1997 to 23-Sep-1998)

Bartels Rotation 2241-2254 – Daily Averages  
Leakage Current – M1B – Ground Side  
(10-Sep-1997 thru 22-Sep-1998) (253/1997 thru 265/1998)



Oct


Jan

Apr

Jul

time (10-Sep-1997 to 23-Sep-1998)

Bartels Rotation 2241-2254 - Daily Averages  
Leakage Current - M1B - High Voltage Side  
(10-Sep-1997 thru 22-Sep-1998) (253/1997 thru 265/1998)



Oct

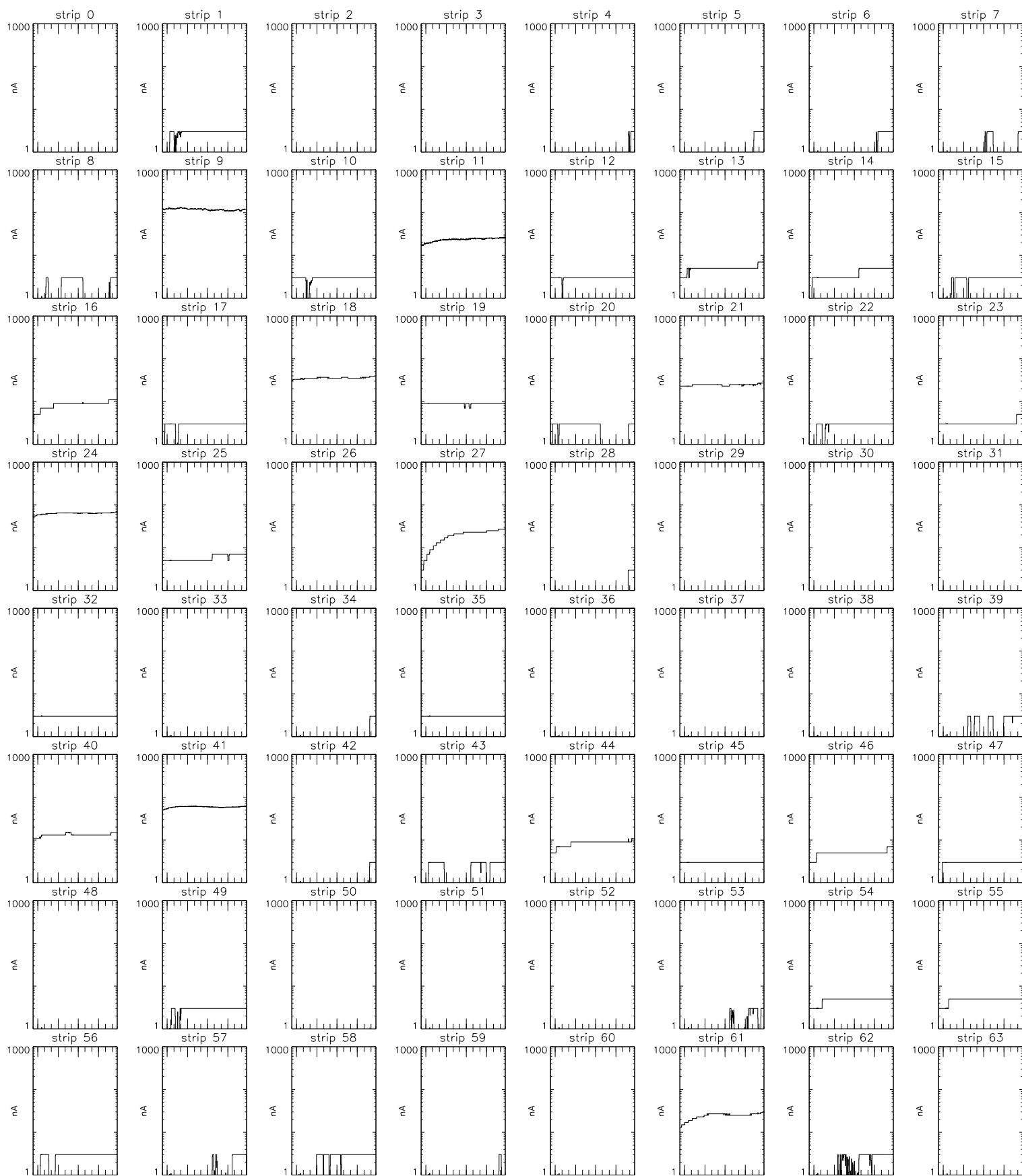
Jan

Apr

Jul

time (10-Sep-1997 to 23-Sep-1998)

Bartels Rotation 2241-2254 - Daily Averages  
Leakage Current - M2B - Ground Side  
(10-Sep-1997 thru 22-Sep-1998) (253/1997 thru 265/1998)



Oct

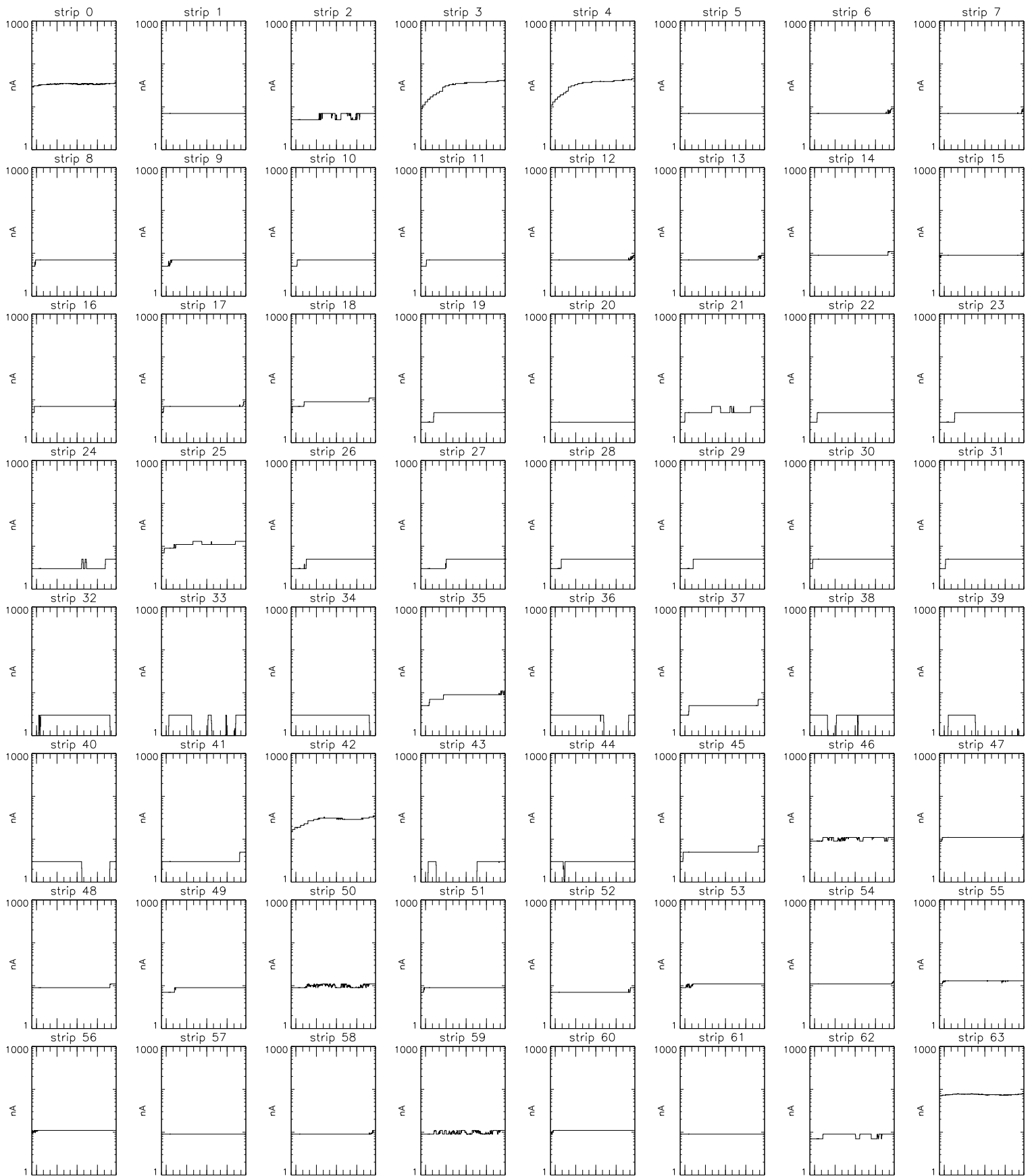
Jan

Apr

Jul

time (10-Sep-1997 to 23-Sep-1998)

Bartels Rotation 2241-2254 - Daily Averages  
Leakage Current - M2B - High Voltage Side  
(10-Sep-1997 thru 22-Sep-1998) (253/1997 thru 265/1998)



Oct Jan Apr Jul  
time (10-Sep-1997 to 23-Sep-1998)