




Bartels Rotation 2252 – Daily Averages
Leakage Current – M1A – Ground Side
(04-Jul-1998 thru 30-Jul-1998) (185/1998 thru 211/1998)



Bartels Rotation 2252 – Daily Averages
Leakage Current – M1A – High Voltage Side
(04-Jul-1998 thru 30-Jul-1998) (185/1998 thru 211/1998)




Bartels Rotation 2252 – Daily Averages
Leakage Current – M2A – Ground Side
(04-Jul-1998 thru 30-Jul-1998) (185/1998 thru 211/1998)



6 11 16 21 26 31
time (04-Jul-1998 to 31-Jul-1998)


Bartels Rotation 2252 – Daily Averages
 Leakage Current – M2A – High Voltage Side
 (04-Jul-1998 thru 30-Jul-1998) (185/1998 thru 211/1998)



6 11 16 21 26 31



time (04-Jul-1998 to 31-Jul-1998)

Bartels Rotation 2252 – Daily Averages
Leakage Current – M1B – Ground Side
(04-Jul-1998 thru 30-Jul-1998) (185/1998 thru 211/1998)




6 11 16 21 26 31
time (04-Jul-1998 to 31-Jul-1998)


Bartels Rotation 2252 – Daily Averages
Leakage Current – M1B – High Voltage Side
(04-Jul-1998 thru 30-Jul-1998) (185/1998 thru 211/1998)



Bartels Rotation 2252 – Daily Averages
Leakage Current – M2B – Ground Side
(04-Jul-1998 thru 30-Jul-1998) (185/1998 thru 211/1998)



Bartels Rotation 2252 – Daily Averages
Leakage Current – M2B – High Voltage Side
(04-Jul-1998 thru 30-Jul-1998) (185/1998 thru 211/1998)



6 11 16 21 26 31
time (04-Jul-1998 to 31-Jul-1998)