



Bartels Rotation 2253 – Daily Averages
Leakage Current – M1A – Ground Side
(31-Jul-1998 thru 26-Aug-1998) (212/1998 thru 238/1998)




Aug 1 6 11 16 21 26
time (31-Jul-1998 to 27-Aug-1998)

Bartels Rotation 2253 – Daily Averages
Leakage Current – M1A – High Voltage Side
(31-Jul-1998 thru 26-Aug-1998) (212/1998 thru 238/1998)




Aug 1 6 11 16 21 26
time (31-Jul-1998 to 27-Aug-1998)

Bartels Rotation 2253 – Daily Averages
Leakage Current – M2A – Ground Side
(31-Jul-1998 thru 26-Aug-1998) (212/1998 thru 238/1998)




Aug 1 6 11 16 21 26
time (31-Jul-1998 to 27-Aug-1998)

Bartels Rotation 2253 – Daily Averages
Leakage Current – M2A – High Voltage Side
(31-Jul-1998 thru 26-Aug-1998) (212/1998 thru 238/1998)




Aug 1 6 11 16 21 26
time (31-Jul-1998 to 27-Aug-1998)

Bartels Rotation 2253 – Daily Averages
Leakage Current – M1B – Ground Side
(31-Jul-1998 thru 26-Aug-1998) (212/1998 thru 238/1998)




Aug 1 6 11 16 21 26
time (31-Jul-1998 to 27-Aug-1998)

Bartels Rotation 2253 – Daily Averages
Leakage Current – M1B – High Voltage Side
(31-Jul-1998 thru 26-Aug-1998) (212/1998 thru 238/1998)




Aug 1 6 11 16 21 26
time (31-Jul-1998 to 27-Aug-1998)

Bartels Rotation 2253 – Daily Averages
Leakage Current – M2B – Ground Side
(31-Jul-1998 thru 26-Aug-1998) (212/1998 thru 238/1998)



Aug 1 6 11 16 21 26
time (31-Jul-1998 to 27-Aug-1998)

Bartels Rotation 2253 – Daily Averages
Leakage Current – M2B – High Voltage Side
(31-Jul-1998 thru 26-Aug-1998) (212/1998 thru 238/1998)



Aug 1 6 11 16 21 26
time (31-Jul-1998 to 27-Aug-1998)