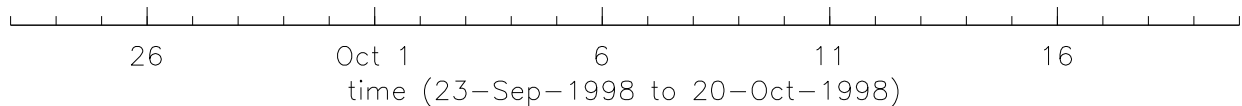




Bartels Rotation 2255 – Daily Averages
Leakage Current – M1A – Ground Side
(23-Sep-1998 thru 19-Oct-1998) (266/1998 thru 292/1998)



Bartels Rotation 2255 – Daily Averages
Leakage Current – M1A – High Voltage Side
(23-Sep-1998 thru 19-Oct-1998) (266/1998 thru 292/1998)



26

Oct 1


6

11

16


time (23-Sep-1998 to 20-Oct-1998)

Bartels Rotation 2255 – Daily Averages
Leakage Current – M2A – Ground Side
(23-Sep-1998 thru 19-Oct-1998) (266/1998 thru 292/1998)



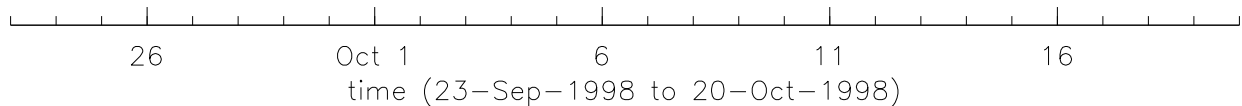

26 Oct 1 6 11 16
time (23-Sep-1998 to 20-Oct-1998)

Bartels Rotation 2255 – Daily Averages
Leakage Current – M2A – High Voltage Side
(23-Sep-1998 thru 19-Oct-1998) (266/1998 thru 292/1998)




26 Oct 1 6 11 16
time (23-Sep-1998 to 20-Oct-1998)

Bartels Rotation 2255 – Daily Averages
Leakage Current – M1B – Ground Side
(23-Sep-1998 thru 19-Oct-1998) (266/1998 thru 292/1998)

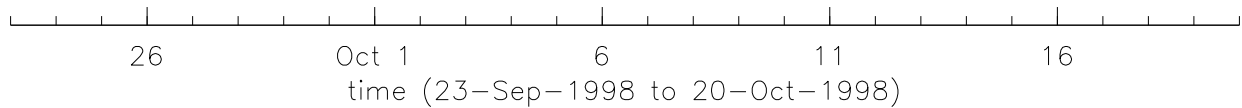



Bartels Rotation 2255 – Daily Averages
Leakage Current – M1B – High Voltage Side
(23-Sep-1998 thru 19-Oct-1998) (266/1998 thru 292/1998)




26 Oct 1 6 11 16
time (23-Sep-1998 to 20-Oct-1998)

Bartels Rotation 2255 – Daily Averages
Leakage Current – M2B – Ground Side
(23-Sep-1998 thru 19-Oct-1998) (266/1998 thru 292/1998)



Bartels Rotation 2255 – Daily Averages
 Leakage Current – M2B – High Voltage Side
 (23-Sep-1998 thru 19-Oct-1998) (266/1998 thru 292/1998)



26 Oct 1 6 11 16

time (23-Sep-1998 to 20-Oct-1998)