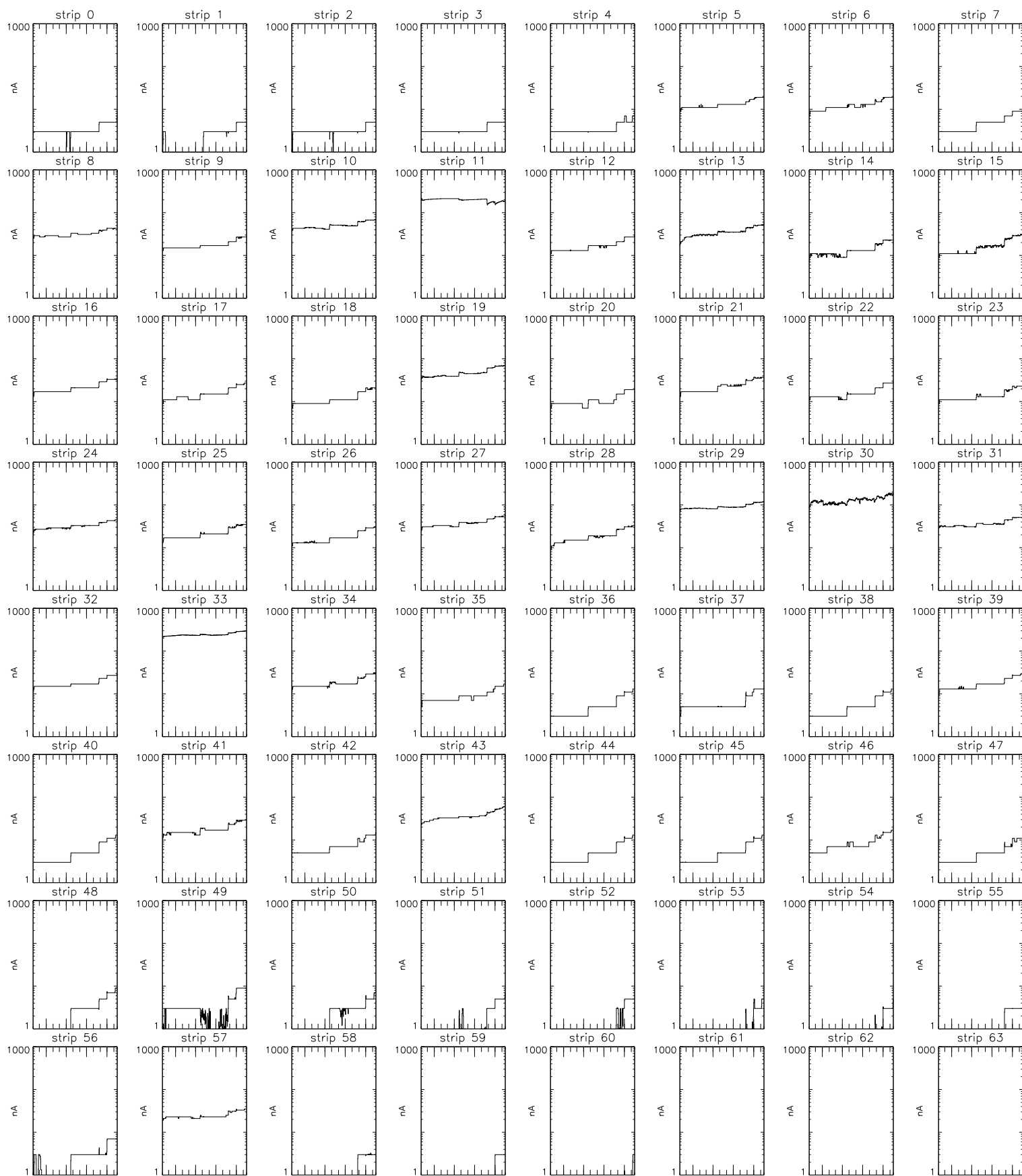
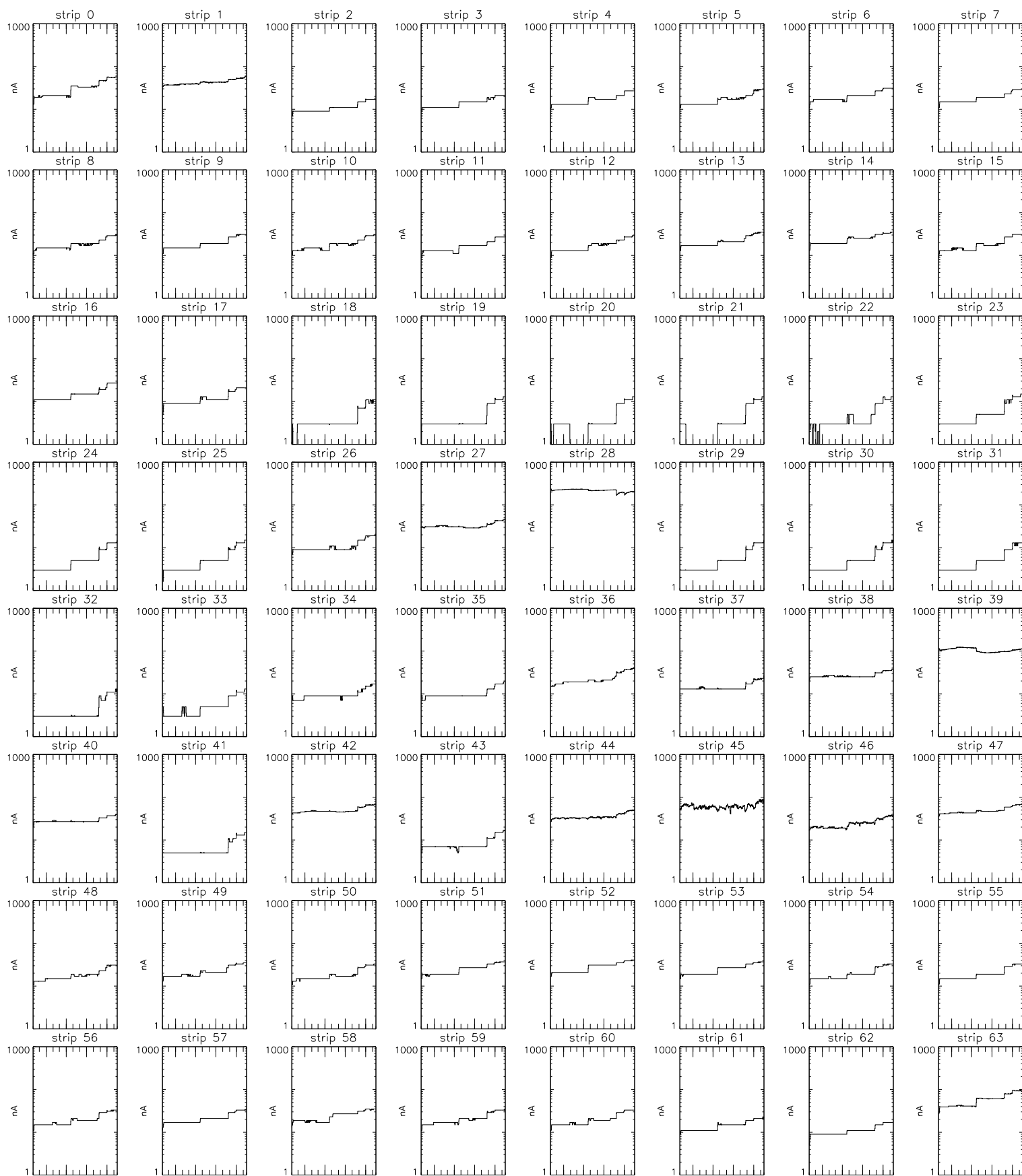


Bartels Rotation 2243-2256 - Daily Averages
Leakage Current - M1A - Ground Side
(03-Nov-1997 thru 15-Nov-1998) (307/1997 thru 319/1998)




Jan Apr Jul Oct
time (03-Nov-1997 to 16-Nov-1998)

Bartels Rotation 2243-2256 - Daily Averages
Leakage Current - M1A - High Voltage Side
(03-Nov-1997 thru 15-Nov-1998) (307/1997 thru 319/1998)




Jan Apr Jul Oct
time (03-Nov-1997 to 16-Nov-1998)

Bartels Rotation 2243-2256 – Daily Averages
Leakage Current – M2A – Ground Side
(03-Nov-1997 thru 15-Nov-1998) (307/1997 thru 319/1998)



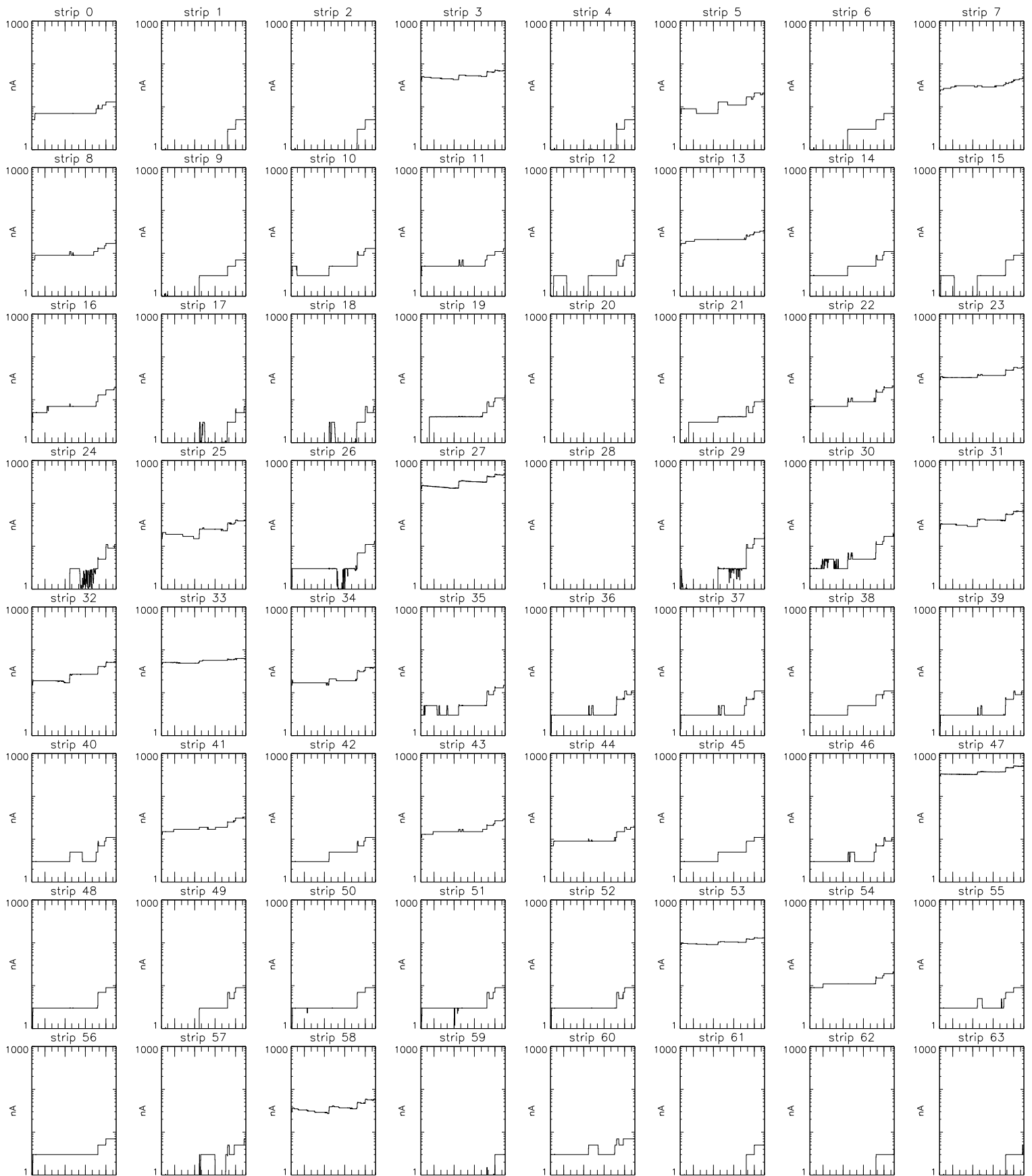
Jan Apr Jul Oct
time (03-Nov-1997 to 16-Nov-1998)

Bartels Rotation 2243-2256 - Daily Averages
Leakage Current - M2A - High Voltage Side
(03-Nov-1997 thru 15-Nov-1998) (307/1997 thru 319/1998)



Jan Apr Jul Oct
time (03-Nov-1997 to 16-Nov-1998)

Bartels Rotation 2243-2256 – Daily Averages
Leakage Current – M1B – Ground Side
(03-Nov-1997 thru 15-Nov-1998) (307/1997 thru 319/1998)




Jan Apr Jul Oct
time (03-Nov-1997 to 16-Nov-1998)

Bartels Rotation 2243-2256 – Daily Averages
Leakage Current – M1B – High Voltage Side
(03-Nov-1997 thru 15-Nov-1998) (307/1997 thru 319/1998)




Bartels Rotation 2243-2256 – Daily Averages
 Leakage Current – M2B – Ground Side
 (03-Nov-1997 thru 15-Nov-1998) (307/1997 thru 319/1998)



Jan Apr Jul Oct
 time (03-Nov-1997 to 16-Nov-1998)

Bartels Rotation 2243-2256 – Daily Averages
Leakage Current – M2B – High Voltage Side
(03-Nov-1997 thru 15-Nov-1998) (307/1997 thru 319/1998)



Jan Apr Jul Oct
time (03-Nov-1997 to 16-Nov-1998)