



Bartels Rotation 2256 – Daily Averages
Leakage Current – M1A – Ground Side
(20-Oct-1998 thru 15-Nov-1998) (293/1998 thru 319/1998)




21 26 Nov 1 6 11 16
time (20-Oct-1998 to 16-Nov-1998)

Bartels Rotation 2256 – Daily Averages
Leakage Current – M1A – High Voltage Side
(20-Oct-1998 thru 15-Nov-1998) (293/1998 thru 319/1998)




21 26 Nov 1 6 11 16
time (20-Oct-1998 to 16-Nov-1998)

Bartels Rotation 2256 – Daily Averages
Leakage Current – M2A – Ground Side
(20-Oct-1998 thru 15-Nov-1998) (293/1998 thru 319/1998)



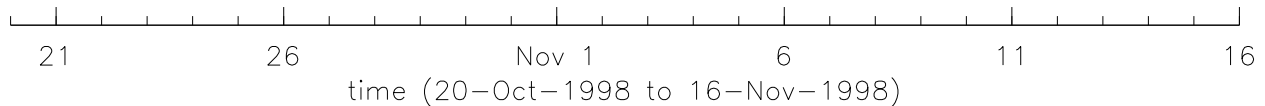

21 26 Nov 1 6 11 16
time (20-Oct-1998 to 16-Nov-1998)

Bartels Rotation 2256 – Daily Averages
Leakage Current – M2A – High Voltage Side
(20-Oct-1998 thru 15-Nov-1998) (293/1998 thru 319/1998)




21 26 Nov 1 6 11 16
time (20-Oct-1998 to 16-Nov-1998)

Bartels Rotation 2256 – Daily Averages
Leakage Current – M1B – Ground Side
(20-Oct-1998 thru 15-Nov-1998) (293/1998 thru 319/1998)




Bartels Rotation 2256 – Daily Averages
Leakage Current – M1B – High Voltage Side
(20-Oct-1998 thru 15-Nov-1998) (293/1998 thru 319/1998)



21 26 Nov 1 6 11 16
time (20-Oct-1998 to 16-Nov-1998)

Bartels Rotation 2256 – Daily Averages
Leakage Current – M2B – Ground Side
(20-Oct-1998 thru 15-Nov-1998) (293/1998 thru 319/1998)



21

26

Nov 1


6

11

16

time (20-Oct-1998 to 16-Nov-1998)

Bartels Rotation 2256 – Daily Averages
Leakage Current – M2B – High Voltage Side
(20-Oct-1998 thru 15-Nov-1998) (293/1998 thru 319/1998)



21 26 Nov 1 6 11 16
time (20-Oct-1998 to 16-Nov-1998)