



Bartels Rotation 2244-2257 – Daily Averages  
Leakage Current – M1A – Ground Side  
(30-Nov-1997 thru 12-Dec-1998) (334/1997 thru 346/1998)



Bartels Rotation 2244-2257 - Daily Averages  
Leakage Current - M1A - High Voltage Side  
(30-Nov-1997 thru 12-Dec-1998) (334/1997 thru 346/1998)



Jan


Apr

Jul

Oct

time (30-Nov-1997 to 13-Dec-1998)

Bartels Rotation 2244-2257 - Daily Averages  
Leakage Current - M2A - Ground Side  
(30-Nov-1997 thru 12-Dec-1998) (334/1997 thru 346/1998)



Jan


Apr

Jul

Oct

time (30-Nov-1997 to 13-Dec-1998)

Bartels Rotation 2244-2257 - Daily Averages  
Leakage Current - M2A - High Voltage Side  
(30-Nov-1997 thru 12-Dec-1998) (334/1997 thru 346/1998)



Jan

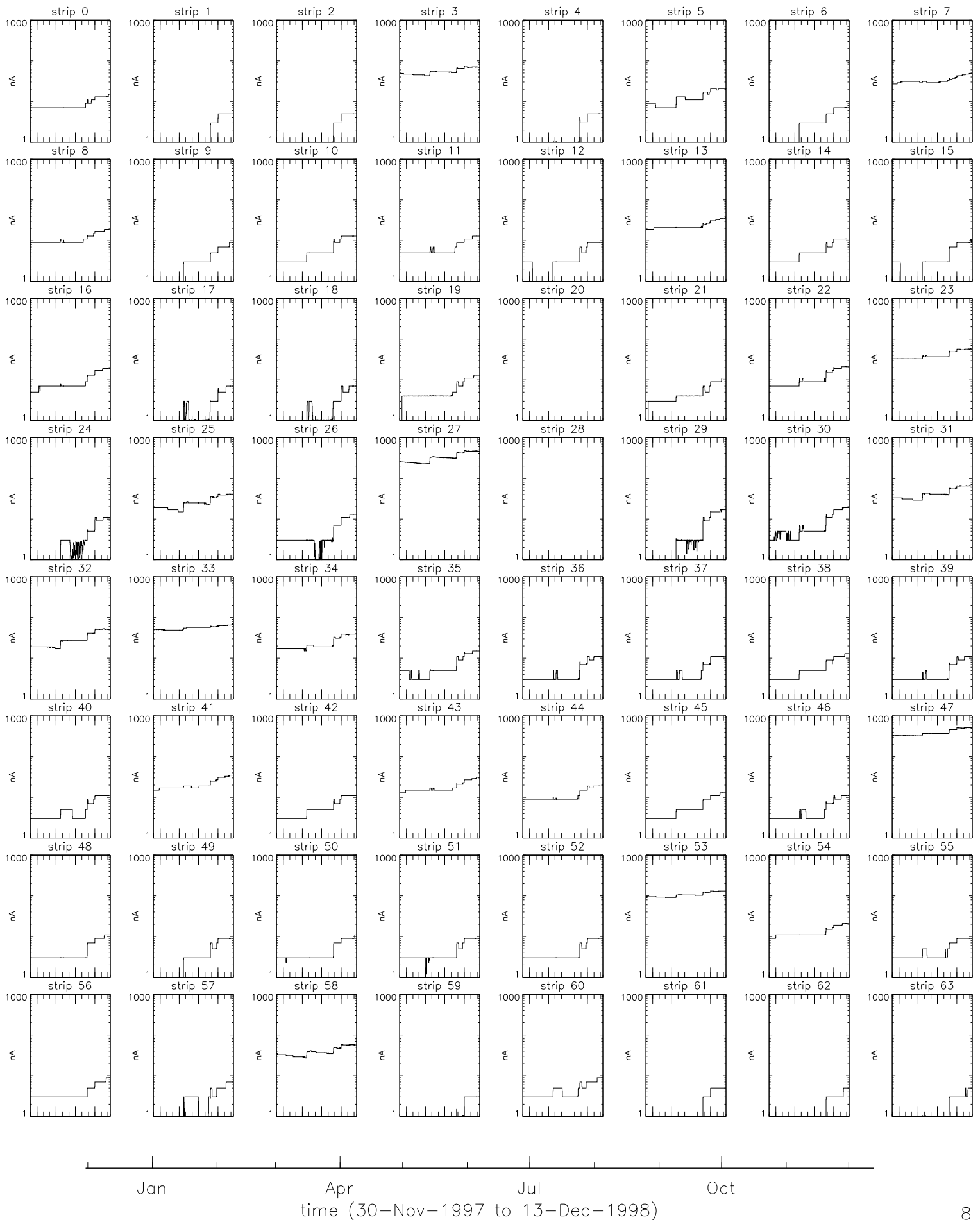
Apr

Jul


Oct

time (30-Nov-1997 to 13-Dec-1998)


Bartels Rotation 2244-2257 - Daily Averages  
Leakage Current - M1B - Ground Side  
(30-Nov-1997 thru 12-Dec-1998) (334/1997 thru 346/1998)




Bartels Rotation 2244-2257 – Daily Averages  
Leakage Current – M1B – High Voltage Side  
(30-Nov-1997 thru 12-Dec-1998) (334/1997 thru 346/1998)



Bartels Rotation 2244–2257 – Daily Averages  
 Leakage Current – M2B – Ground Side  
 (30–Nov–1997 thru 12–Dec–1998) (334/1997 thru 346/1998)



Bartels Rotation 2244-2257 - Daily Averages  
Leakage Current - M2B - High Voltage Side  
(30-Nov-1997 thru 12-Dec-1998) (334/1997 thru 346/1998)



Jan

Apr

Jul

Oct

time (30-Nov-1997 to 13-Dec-1998)