



Bartels Rotation 2257 – Daily Averages  
 Leakage Current – M1A – Ground Side  
 (16–Nov–1998 thru 12–Dec–1998) (320/1998 thru 346/1998)




16 21 26 Dec 1 6 11  
 time (16–Nov–1998 to 13–Dec–1998)

Bartels Rotation 2257 – Daily Averages  
Leakage Current – M1A – High Voltage Side  
(16–Nov–1998 thru 12–Dec–1998) (320/1998 thru 346/1998)




16 21 26 Dec 1 6 11  
time (16–Nov–1998 to 13–Dec–1998)

Bartels Rotation 2257 – Daily Averages  
Leakage Current – M2A – Ground Side  
(16–Nov–1998 thru 12–Dec–1998) (320/1998 thru 346/1998)




16 21 26 Dec 1 6 11  
time (16–Nov–1998 to 13–Dec–1998)

Bartels Rotation 2257 – Daily Averages  
Leakage Current – M2A – High Voltage Side  
(16–Nov–1998 thru 12–Dec–1998) (320/1998 thru 346/1998)




16 21 26 Dec 1 6 11  
time (16–Nov–1998 to 13–Dec–1998)

Bartels Rotation 2257 – Daily Averages  
Leakage Current – M1B – Ground Side  
(16–Nov–1998 thru 12–Dec–1998) (320/1998 thru 346/1998)




16 21 26 Dec 1 6 11  
time (16–Nov–1998 to 13–Dec–1998)

Bartels Rotation 2257 – Daily Averages  
Leakage Current – M1B – High Voltage Side  
(16–Nov–1998 thru 12–Dec–1998) (320/1998 thru 346/1998)




16 21 26 Dec 1 6 11  
time (16–Nov–1998 to 13–Dec–1998)

Bartels Rotation 2257 – Daily Averages  
Leakage Current – M2B – Ground Side  
(16–Nov–1998 thru 12–Dec–1998) (320/1998 thru 346/1998)



Bartels Rotation 2257 – Daily Averages  
Leakage Current – M2B – High Voltage Side  
(16–Nov–1998 thru 12–Dec–1998) (320/1998 thru 346/1998)



16 21 26 Dec 1 6 11  
time (16–Nov–1998 to 13–Dec–1998)