



Bartels Rotation 2245-2258 - Daily Averages
Leakage Current - M1A - Ground Side
(27-Dec-1997 thru 08-Jan-1999) (361/1997 thru 008/1999)




Jan Apr Jul Oct Jan
time (27-Dec-1997 to 09-Jan-1999)

Bartels Rotation 2245-2258 - Daily Averages
Leakage Current - M1A - High Voltage Side
(27-Dec-1997 thru 08-Jan-1999) (361/1997 thru 008/1999)




Jan Apr Jul Oct Jan
time (27-Dec-1997 to 09-Jan-1999)

Bartels Rotation 2245-2258 - Daily Averages
Leakage Current - M2A - Ground Side
(27-Dec-1997 thru 08-Jan-1999) (361/1997 thru 008/1999)



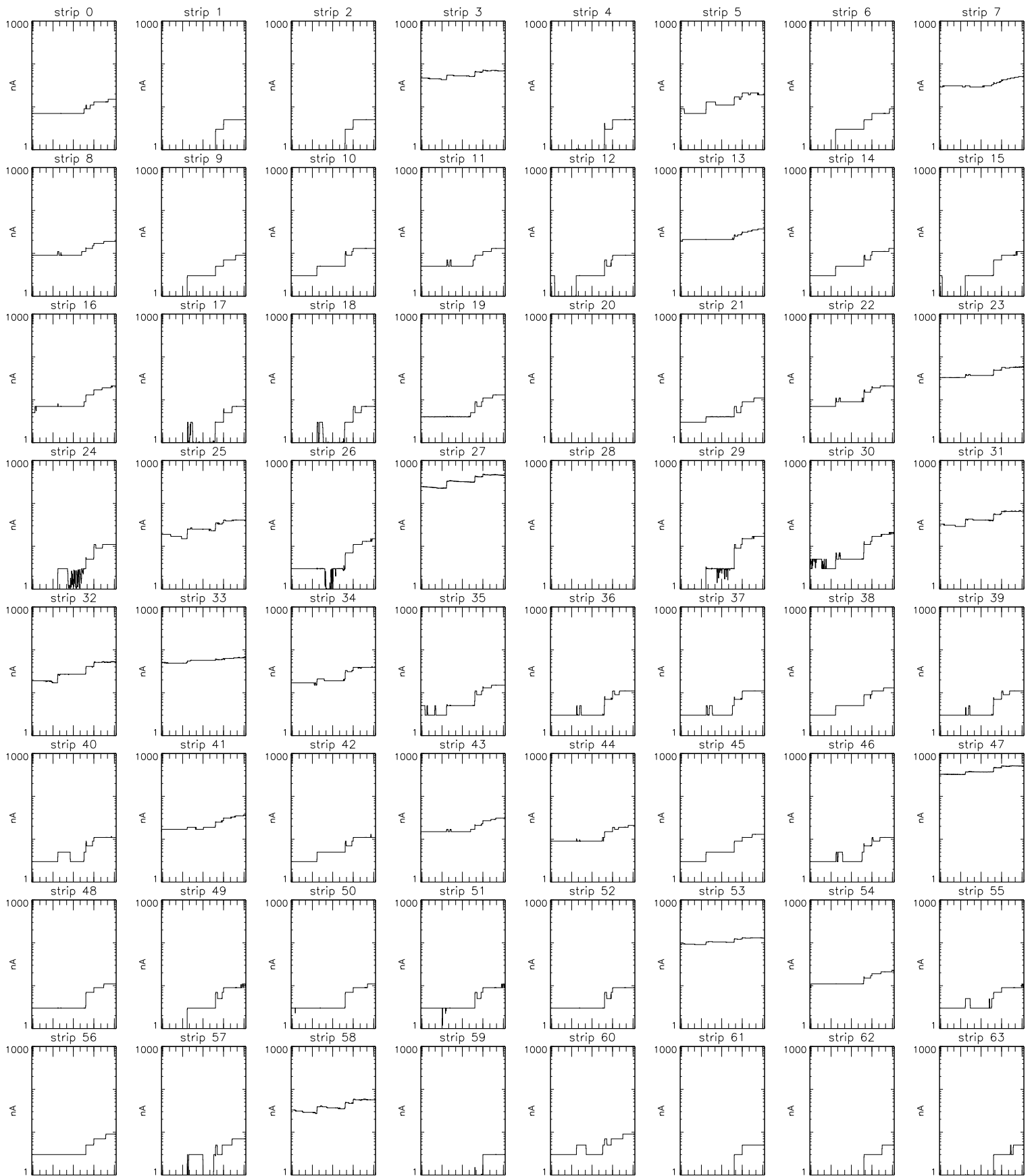
Jan Apr Jul Oct Jan
time (27-Dec-1997 to 09-Jan-1999)

Bartels Rotation 2245-2258 - Daily Averages
Leakage Current - M2A - High Voltage Side
(27-Dec-1997 thru 08-Jan-1999) (361/1997 thru 008/1999)




Jan Apr Jul Oct Jan
time (27-Dec-1997 to 09-Jan-1999)

Bartels Rotation 2245-2258 - Daily Averages
Leakage Current - M1B - Ground Side
(27-Dec-1997 thru 08-Jan-1999) (361/1997 thru 008/1999)




Jan Apr Jul Oct Jan
time (27-Dec-1997 to 09-Jan-1999)

Bartels Rotation 2245-2258 – Daily Averages
Leakage Current – M1B – High Voltage Side
(27-Dec-1997 thru 08-Jan-1999) (361/1997 thru 008/1999)




Jan Apr Jul Oct Jan
time (27-Dec-1997 to 09-Jan-1999)

Bartels Rotation 2245–2258 – Daily Averages
 Leakage Current – M2B – Ground Side
 (27-Dec-1997 thru 08-Jan-1999) (361/1997 thru 008/1999)



Bartels Rotation 2245-2258 – Daily Averages
 Leakage Current – M2B – High Voltage Side
 (27-Dec-1997 thru 08-Jan-1999) (361/1997 thru 008/1999)



Jan Apr Jul Oct Jan
 time (27-Dec-1997 to 09-Jan-1999)