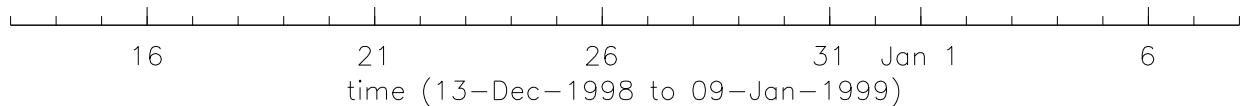
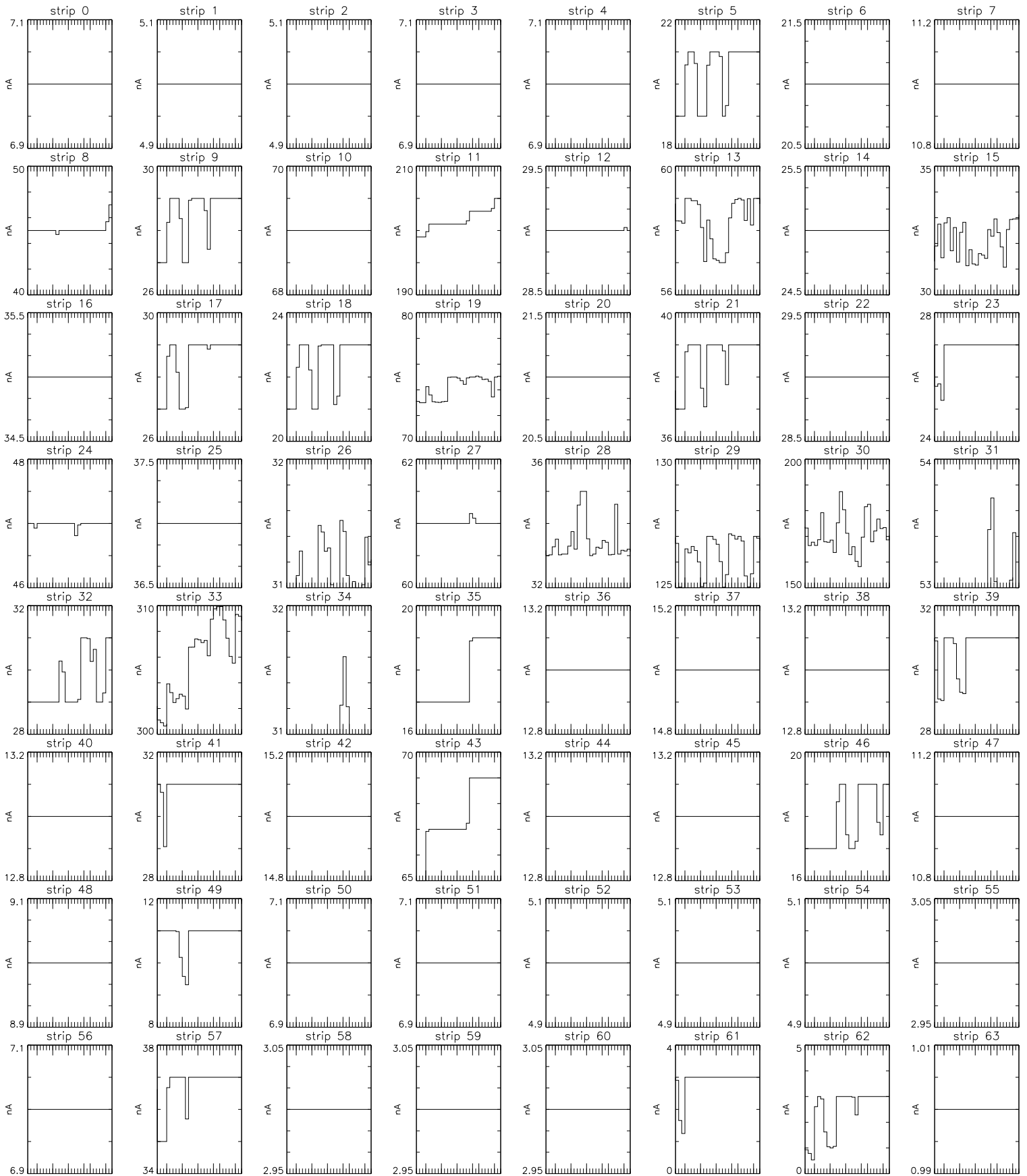
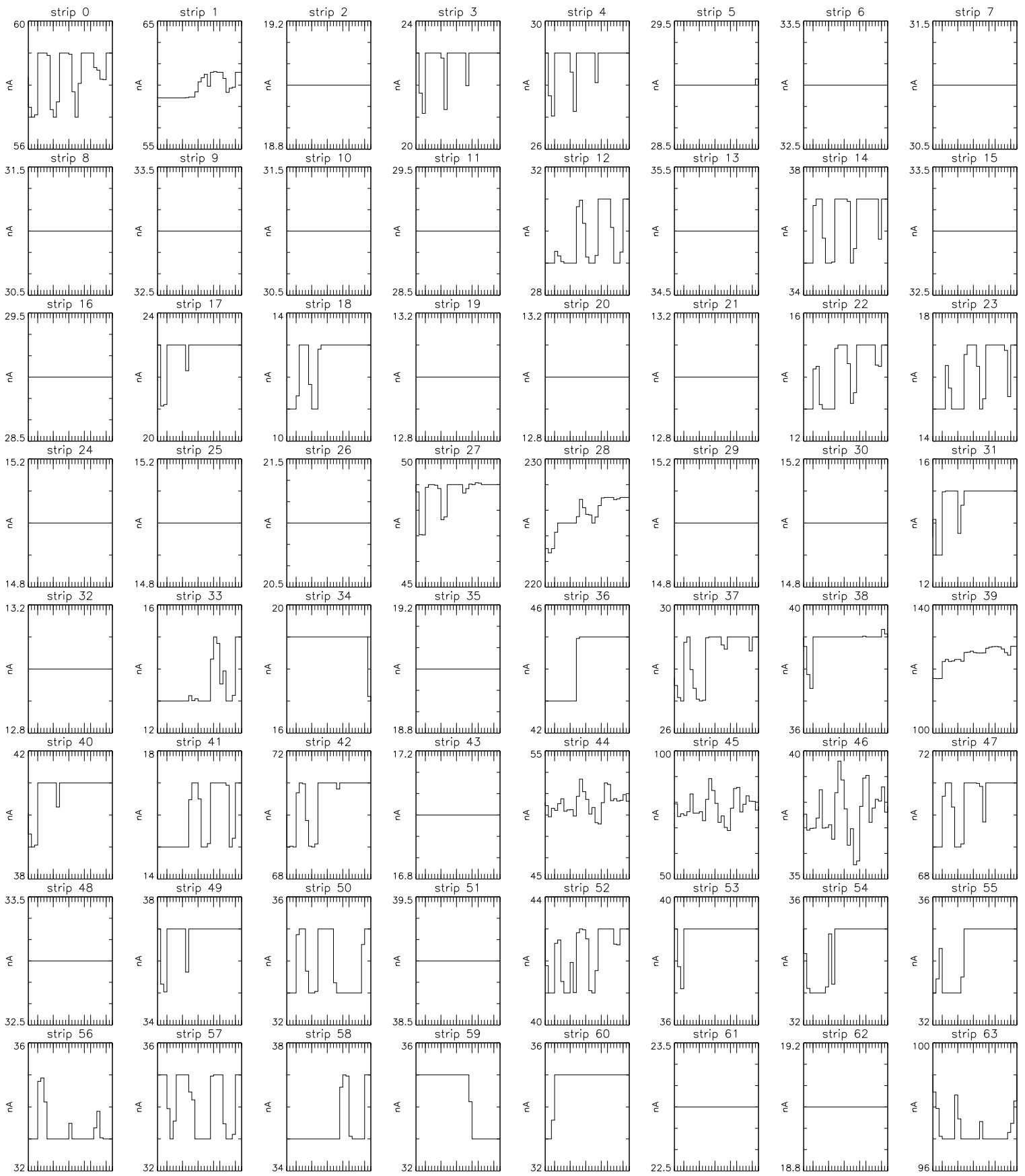


Bartels Rotation 2258 – Daily Averages
 Leakage Current – M1A – Ground Side
 (13-Dec-1998 thru 08-Jan-1999) (347/1998 thru 008/1999)




Bartels Rotation 2258 – Daily Averages
 Leakage Current – M1A – High Voltage Side
 (13-Dec-1998 thru 08-Jan-1999) (347/1998 thru 008/1999)



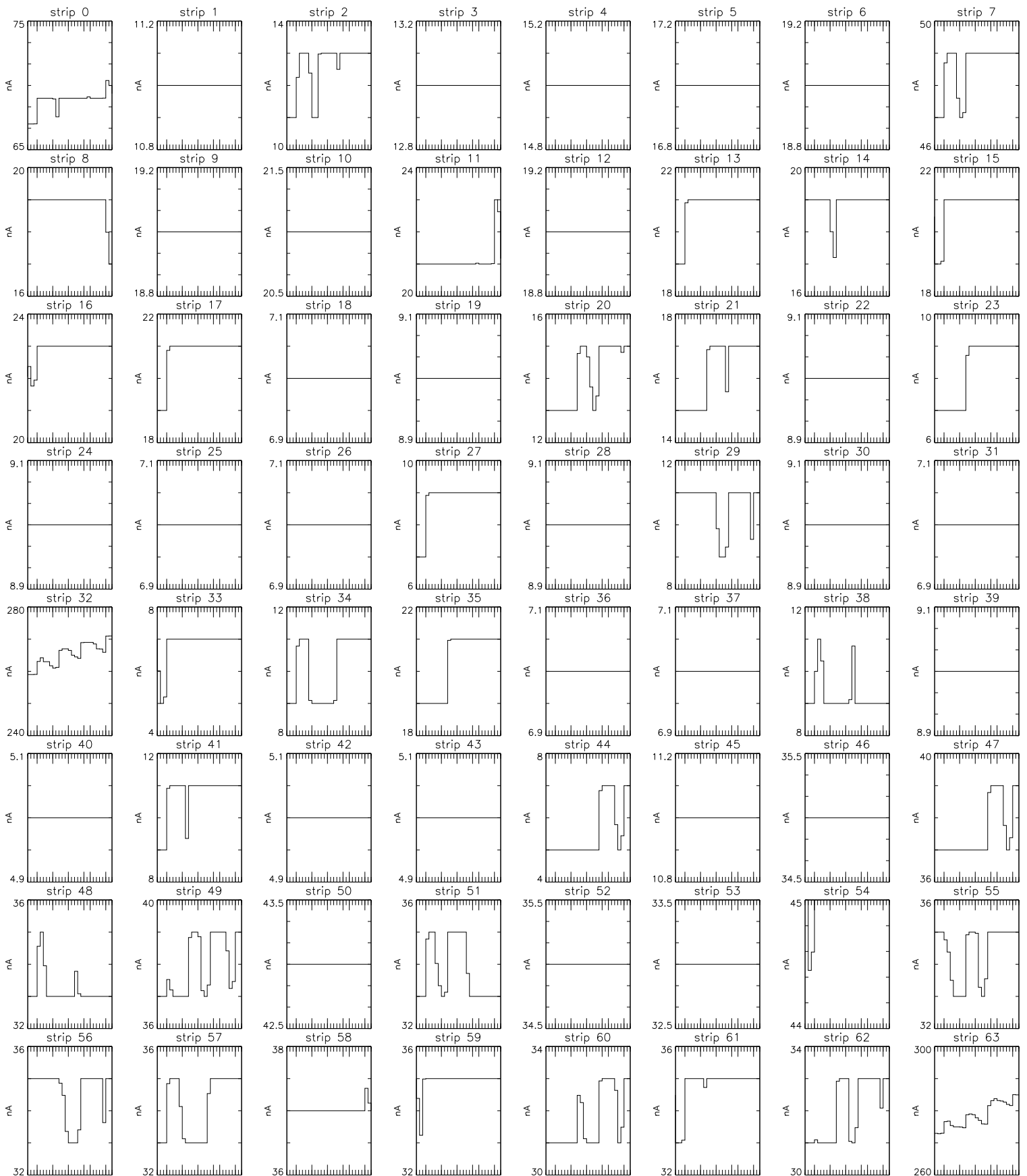
16 21 26 31 Jan 1 6
 time (13-Dec-1998 to 09-Jan-1999)

Bartels Rotation 2258 – Daily Averages
 Leakage Current – M2A – Ground Side
 (13-Dec-1998 thru 08-Jan-1999) (347/1998 thru 008/1999)




16 21 26 31 Jan 1 6
 time (13-Dec-1998 to 09-Jan-1999)

Bartels Rotation 2258 – Daily Averages
 Leakage Current – M2A – High Voltage Side
 (13-Dec-1998 thru 08-Jan-1999) (347/1998 thru 008/1999)




16 21 26 31 Jan 1 6
 time (13-Dec-1998 to 09-Jan-1999)

Bartels Rotation 2258 – Daily Averages
 Leakage Current – M1B – Ground Side
 (13-Dec-1998 thru 08-Jan-1999) (347/1998 thru 008/1999)




16 21 26 31 Jan 1 6
 time (13-Dec-1998 to 09-Jan-1999)

Bartels Rotation 2258 – Daily Averages
 Leakage Current – M1B – High Voltage Side
 (13-Dec-1998 thru 08-Jan-1999) (347/1998 thru 008/1999)



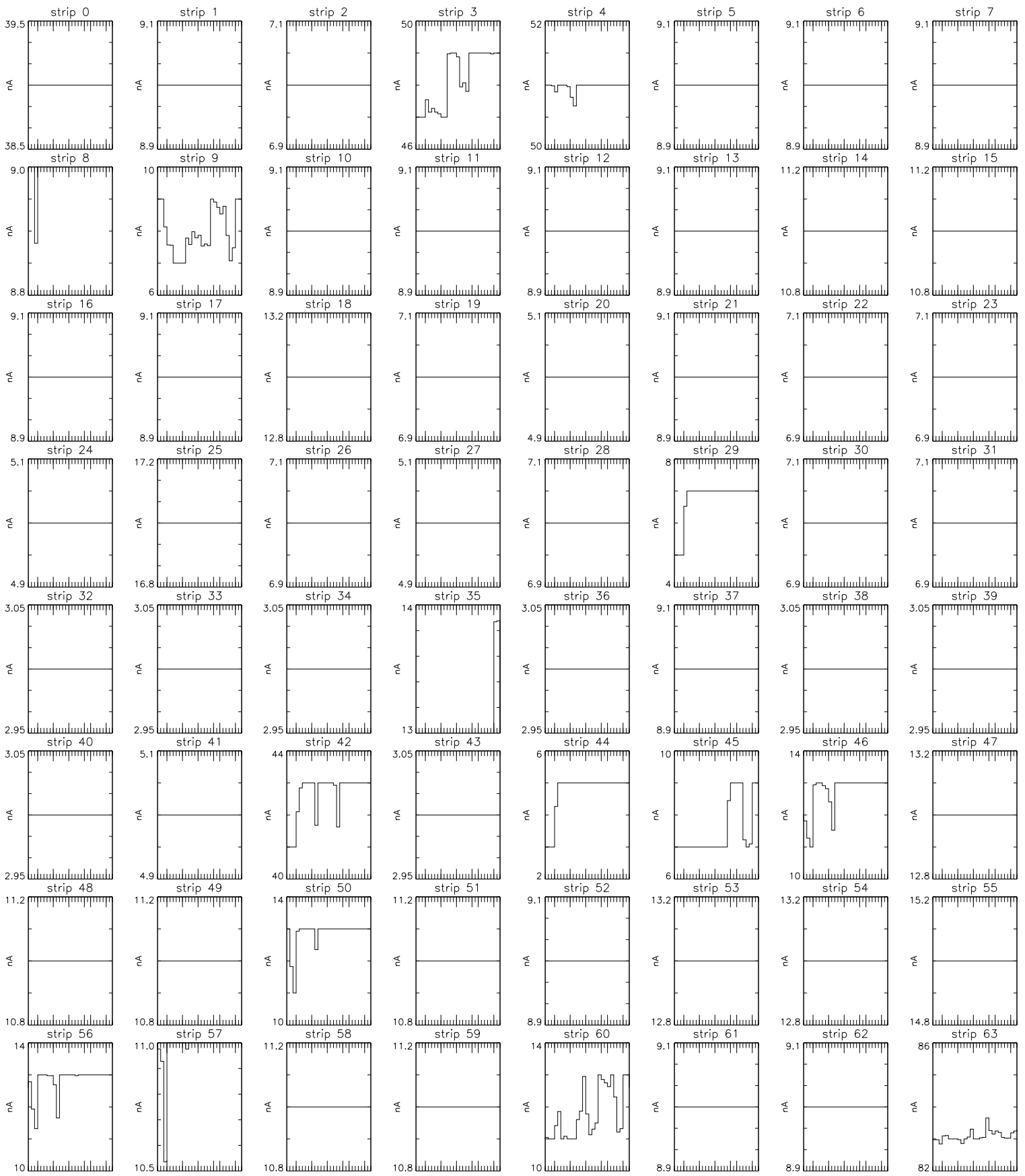
16 21 26 31 Jan 1 6
 time (13-Dec-1998 to 09-Jan-1999)

Bartels Rotation 2258 – Daily Averages
 Leakage Current – M2B – Ground Side
 (13-Dec-1998 thru 08-Jan-1999) (347/1998 thru 008/1999)



16 21 26 31 Jan 1 6
 time (13-Dec-1998 to 09-Jan-1999)

Bartels Rotation 2258 – Daily Averages
 Leakage Current – M2B – High Voltage Side
 (13-Dec-1998 thru 08-Jan-1999) (347/1998 thru 008/1999)



16 21 26 31 Jan 1 6
 time (13-Dec-1998 to 09-Jan-1999)