
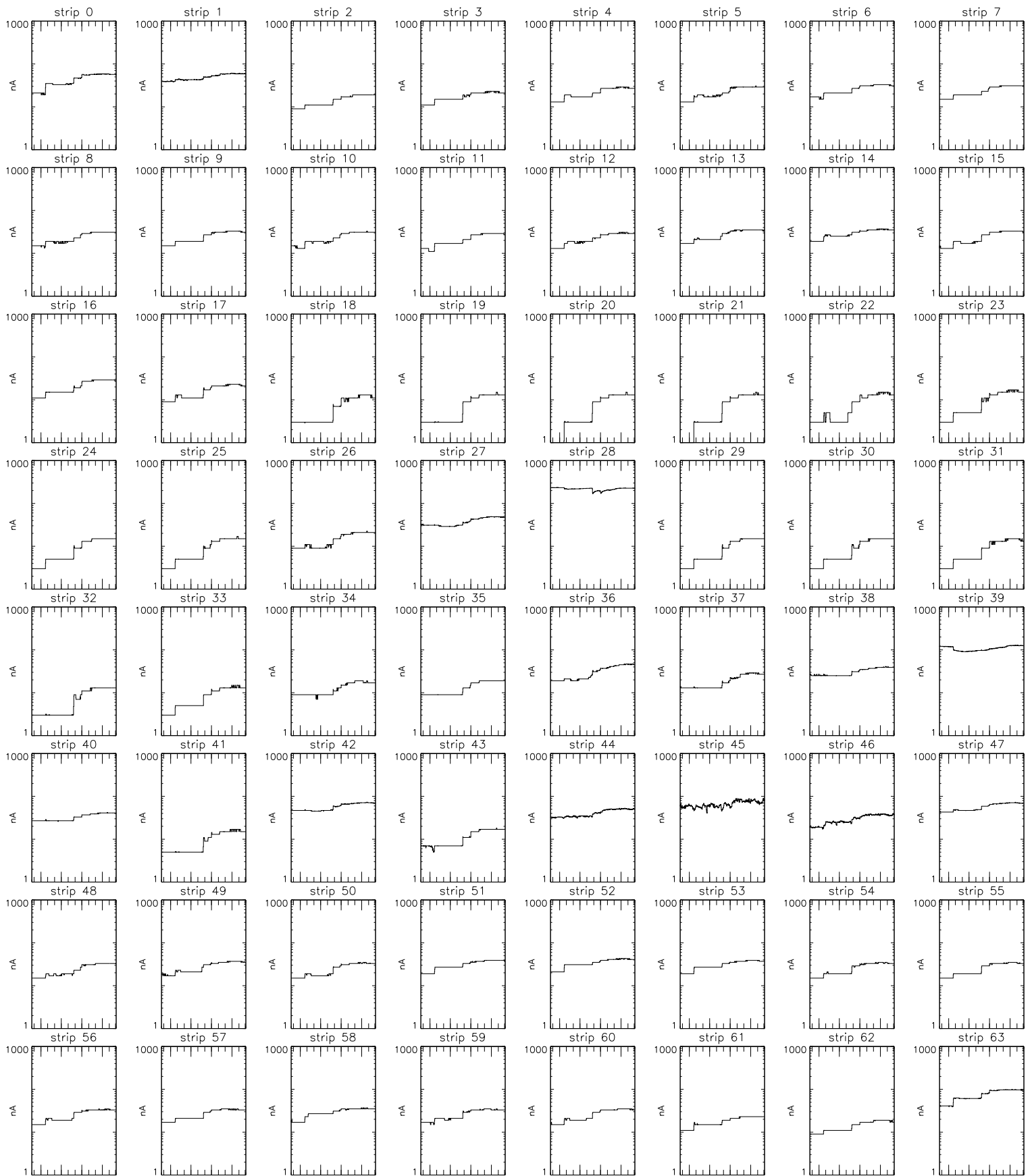


Bartels Rotation 2247-2260 - Daily Averages  
Leakage Current - M1A - Ground Side  
(19-Feb-1998 thru 03-Mar-1999) (050/1998 thru 062/1999)



Bartels Rotation 2247-2260 - Daily Averages  
Leakage Current - M1A - High Voltage Side  
(19-Feb-1998 thru 03-Mar-1999) (050/1998 thru 062/1999)



Apr


Jul

Oct

Jan

time (19-Feb-1998 to 04-Mar-1999)

Bartels Rotation 2247-2260 – Daily Averages  
Leakage Current – M2A – Ground Side  
(19-Feb-1998 thru 03-Mar-1999) (050/1998 thru 062/1999)



Apr

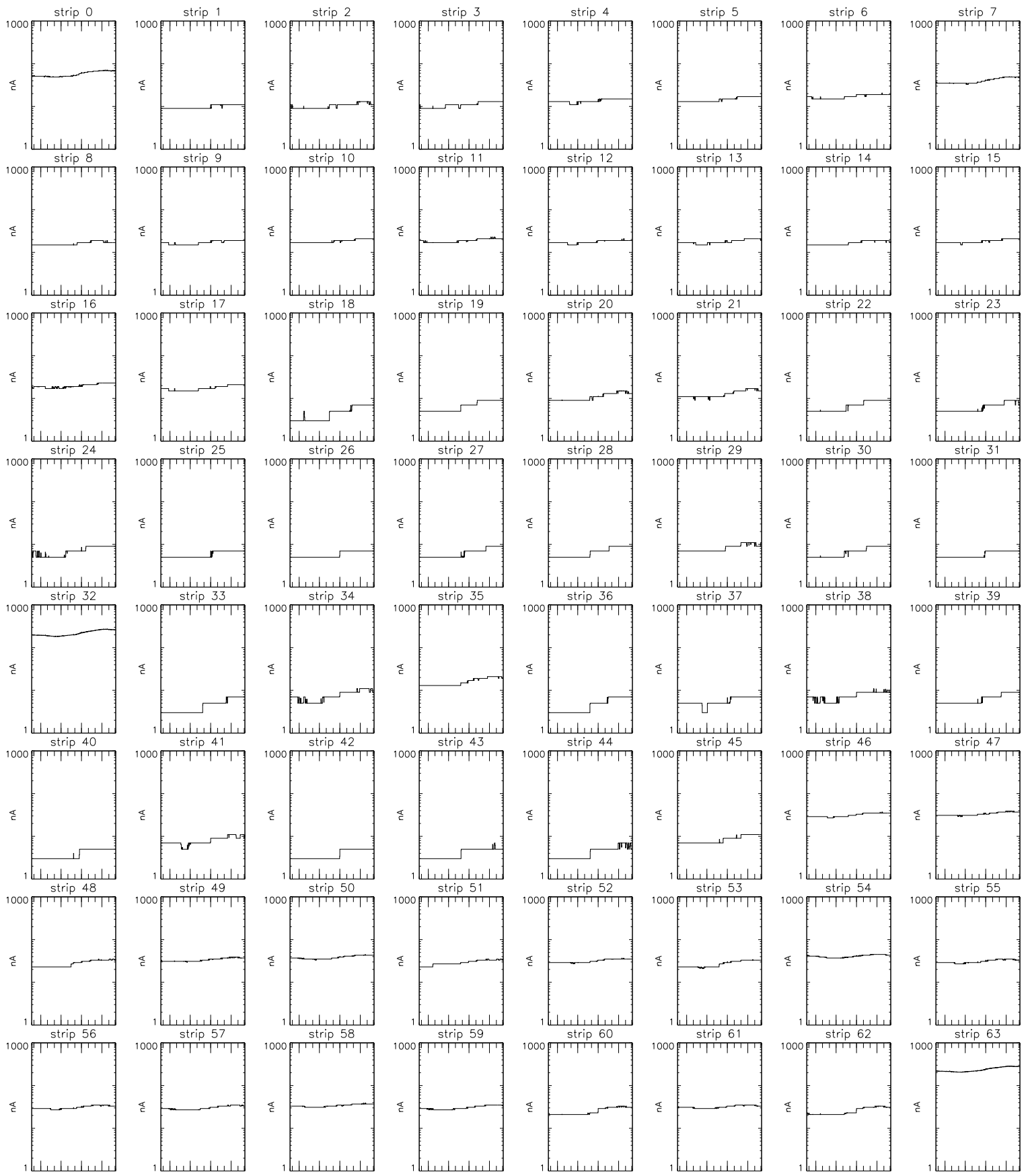
Jul

Oct

Jan

time (19-Feb-1998 to 04-Mar-1999)

Bartels Rotation 2247-2260 - Daily Averages  
Leakage Current - M2A - High Voltage Side  
(19-Feb-1998 thru 03-Mar-1999) (050/1998 thru 062/1999)



Apr


Jul

Oct

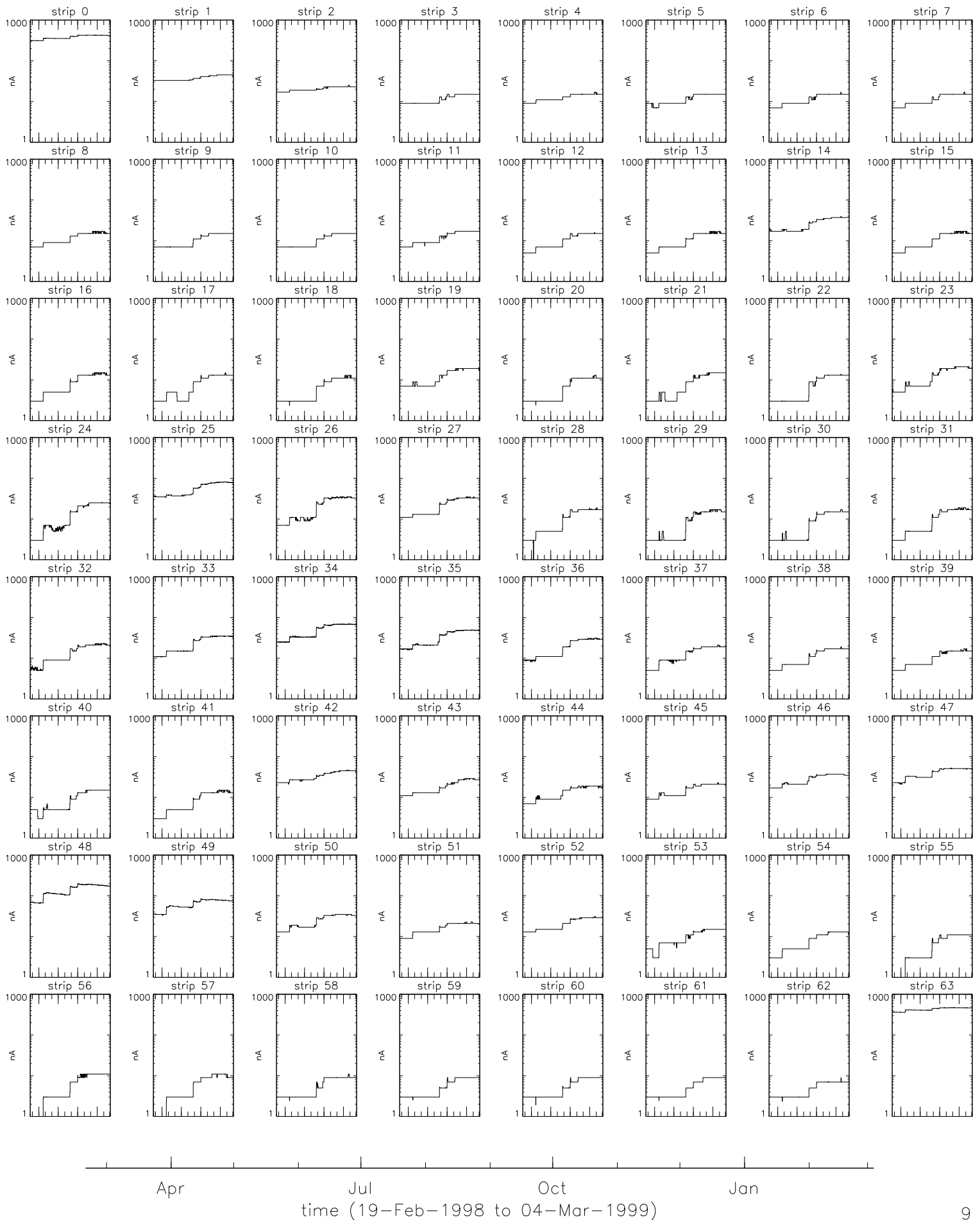
Jan

time (19-Feb-1998 to 04-Mar-1999)


Bartels Rotation 2247-2260 – Daily Averages  
Leakage Current – M1B – Ground Side  
(19-Feb-1998 thru 03-Mar-1999) (050/1998 thru 062/1999)




Bartels Rotation 2247-2260 – Daily Averages  
Leakage Current – M1B – High Voltage Side  
(19-Feb-1998 thru 03-Mar-1999) (050/1998 thru 062/1999)



Bartels Rotation 2247-2260 – Daily Averages  
 Leakage Current – M2B – Ground Side  
 (19-Feb-1998 thru 03-Mar-1999) (050/1998 thru 062/1999)



Bartels Rotation 2247-2260 – Daily Averages  
 Leakage Current – M2B – High Voltage Side  
 (19-Feb-1998 thru 03-Mar-1999) (050/1998 thru 062/1999)



Apr

Jul

Oct

Jan

time (19-Feb-1998 to 04-Mar-1999)