



Bartels Rotation 2248-2261 – Daily Averages
Leakage Current – M1A – Ground Side
(18-Mar-1998 thru 30-Mar-1999) (077/1998 thru 089/1999)




Bartels Rotation 2248-2261 - Daily Averages
Leakage Current - M1A - High Voltage Side
(18-Mar-1998 thru 30-Mar-1999) (077/1998 thru 089/1999)




Apr Jul Oct Jan
time (18-Mar-1998 to 31-Mar-1999)

Bartels Rotation 2248-2261 – Daily Averages
Leakage Current – M2A – Ground Side
(18-Mar-1998 thru 30-Mar-1999) (077/1998 thru 089/1999)




Apr Jul Oct Jan
time (18-Mar-1998 to 31-Mar-1999)

Bartels Rotation 2248-2261 - Daily Averages
Leakage Current - M2A - High Voltage Side
(18-Mar-1998 thru 30-Mar-1999) (077/1998 thru 089/1999)




Apr Jul Oct Jan
time (18-Mar-1998 to 31-Mar-1999)

Bartels Rotation 2248–2261 – Daily Averages
Leakage Current – M1B – Ground Side
(18–Mar–1998 thru 30–Mar–1999) (077/1998 thru 089/1999)




Bartels Rotation 2248-2261 – Daily Averages
Leakage Current – M1B – High Voltage Side
(18-Mar-1998 thru 30-Mar-1999) (077/1998 thru 089/1999)




Apr Jul Oct Jan
time (18-Mar-1998 to 31-Mar-1999)

Bartels Rotation 2248–2261 – Daily Averages
Leakage Current – M2B – Ground Side
(18–Mar–1998 thru 30–Mar–1999) (077/1998 thru 089/1999)



Bartels Rotation 2248-2261 – Daily Averages
Leakage Current – M2B – High Voltage Side
(18-Mar-1998 thru 30-Mar-1999) (077/1998 thru 089/1999)



Apr Jul Oct Jan
time (18-Mar-1998 to 31-Mar-1999)