




Bartels Rotation 2261 – Daily Averages
 Leakage Current – M1A – Ground Side
 (04-Mar-1999 thru 30-Mar-1999) (063/1999 thru 089/1999)



Bartels Rotation 2261 – Daily Averages
 Leakage Current – M1A – High Voltage Side
 (04-Mar-1999 thru 30-Mar-1999) (063/1999 thru 089/1999)




Bartels Rotation 2261 – Daily Averages
Leakage Current – M2A – Ground Side
(04-Mar-1999 thru 30-Mar-1999) (063/1999 thru 089/1999)




6 11 16 21 26 31
time (04-Mar-1999 to 31-Mar-1999)

Bartels Rotation 2261 – Daily Averages
Leakage Current – M2A – High Voltage Side
(04-Mar-1999 thru 30-Mar-1999) (063/1999 thru 089/1999)




Bartels Rotation 2261 – Daily Averages
Leakage Current – M1B – Ground Side
(04-Mar-1999 thru 30-Mar-1999) (063/1999 thru 089/1999)




6 11 16 21 26 31
time (04-Mar-1999 to 31-Mar-1999)

Bartels Rotation 2261 – Daily Averages
Leakage Current – M1B – High Voltage Side
(04-Mar-1999 thru 30-Mar-1999) (063/1999 thru 089/1999)




6 11 16 21 26 31
time (04-Mar-1999 to 31-Mar-1999)

Bartels Rotation 2261 – Daily Averages
 Leakage Current – M2B – Ground Side
 (04-Mar-1999 thru 30-Mar-1999) (063/1999 thru 089/1999)



Bartels Rotation 2261 – Daily Averages
Leakage Current – M2B – High Voltage Side
(04-Mar-1999 thru 30-Mar-1999) (063/1999 thru 089/1999)



6 11 16 21 26 31
time (04-Mar-1999 to 31-Mar-1999)