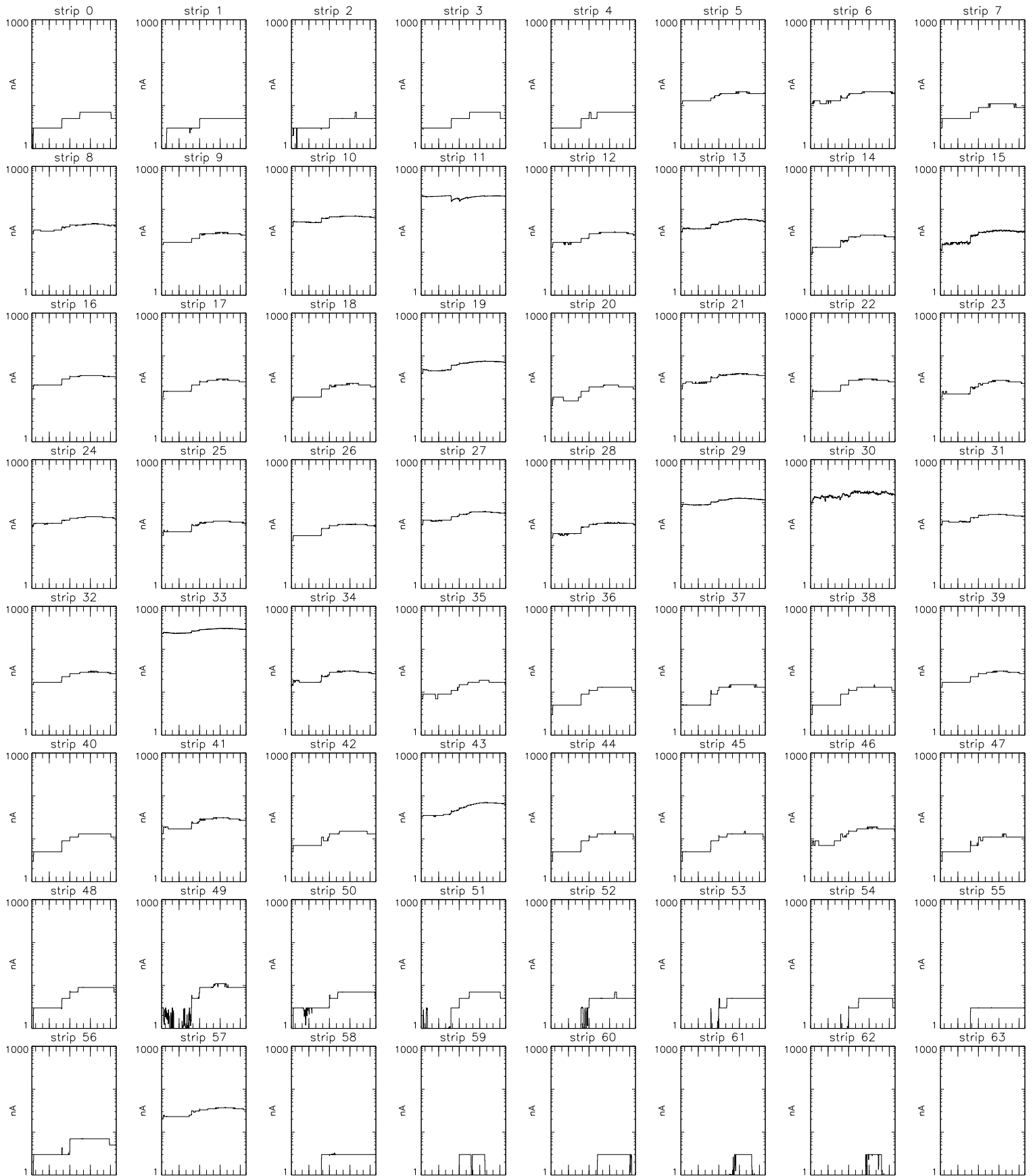


Bartels Rotation 2249-2262 - Daily Averages
Leakage Current - M1A - Ground Side
(14-Apr-1998 thru 26-Apr-1999) (104/1998 thru 116/1999)



Jul


Oct

Jan

Apr


time (14-Apr-1998 to 27-Apr-1999)

Bartels Rotation 2249-2262 - Daily Averages
Leakage Current - M1A - High Voltage Side
(14-Apr-1998 thru 26-Apr-1999) (104/1998 thru 116/1999)




Jul Oct Jan Apr
time (14-Apr-1998 to 27-Apr-1999)

Bartels Rotation 2249-2262 - Daily Averages
Leakage Current - M2A - Ground Side
(14-Apr-1998 thru 26-Apr-1999) (104/1998 thru 116/1999)



Jul Oct Jan Apr
time (14-Apr-1998 to 27-Apr-1999)

Bartels Rotation 2249-2262 - Daily Averages
Leakage Current - M2A - High Voltage Side
(14-Apr-1998 thru 26-Apr-1999) (104/1998 thru 116/1999)



Jul

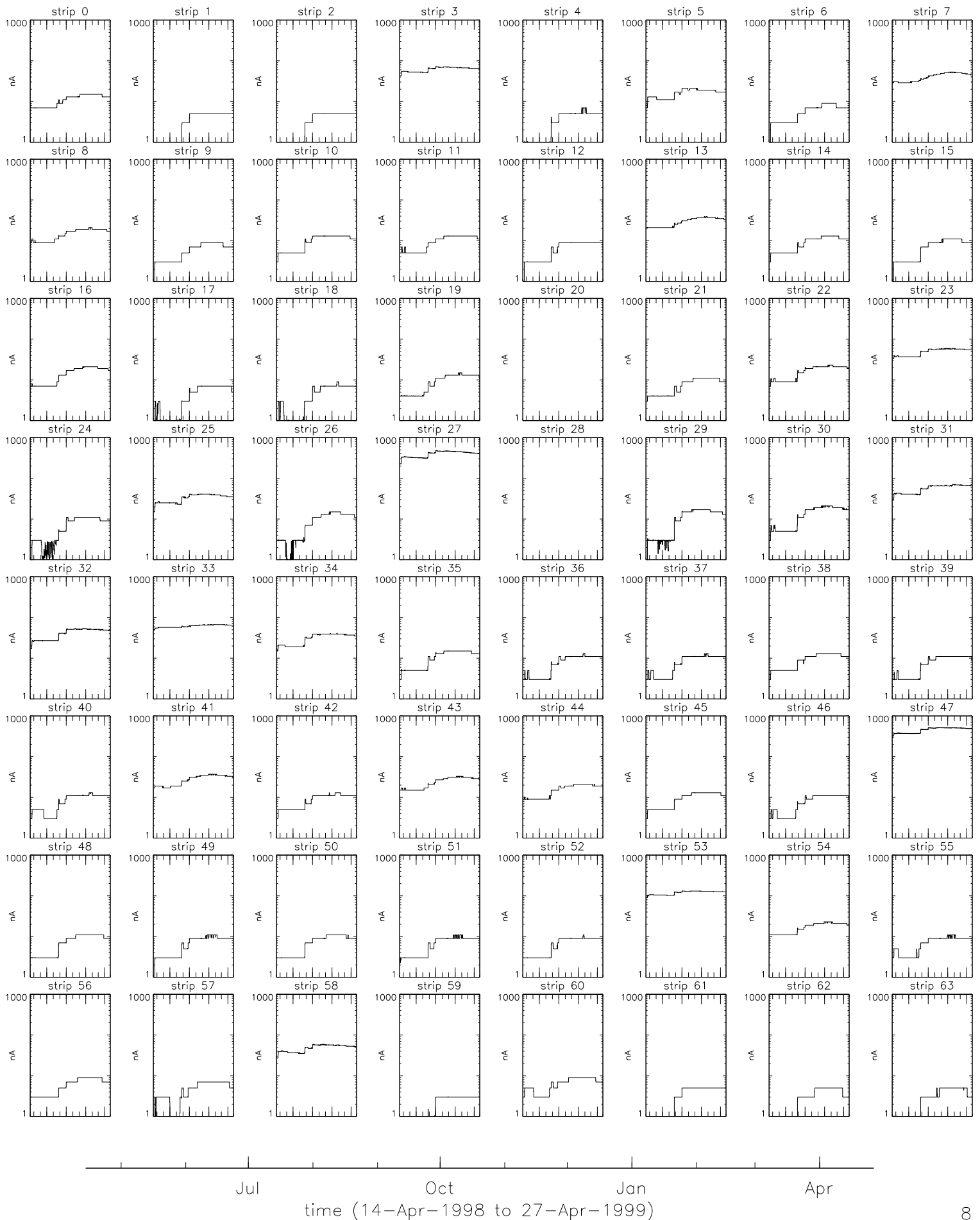
Oct

Jan


Apr

time (14-Apr-1998 to 27-Apr-1999)

Bartels Rotation 2249-2262 - Daily Averages
Leakage Current - M1B - Ground Side
(14-Apr-1998 thru 26-Apr-1999) (104/1998 thru 116/1999)

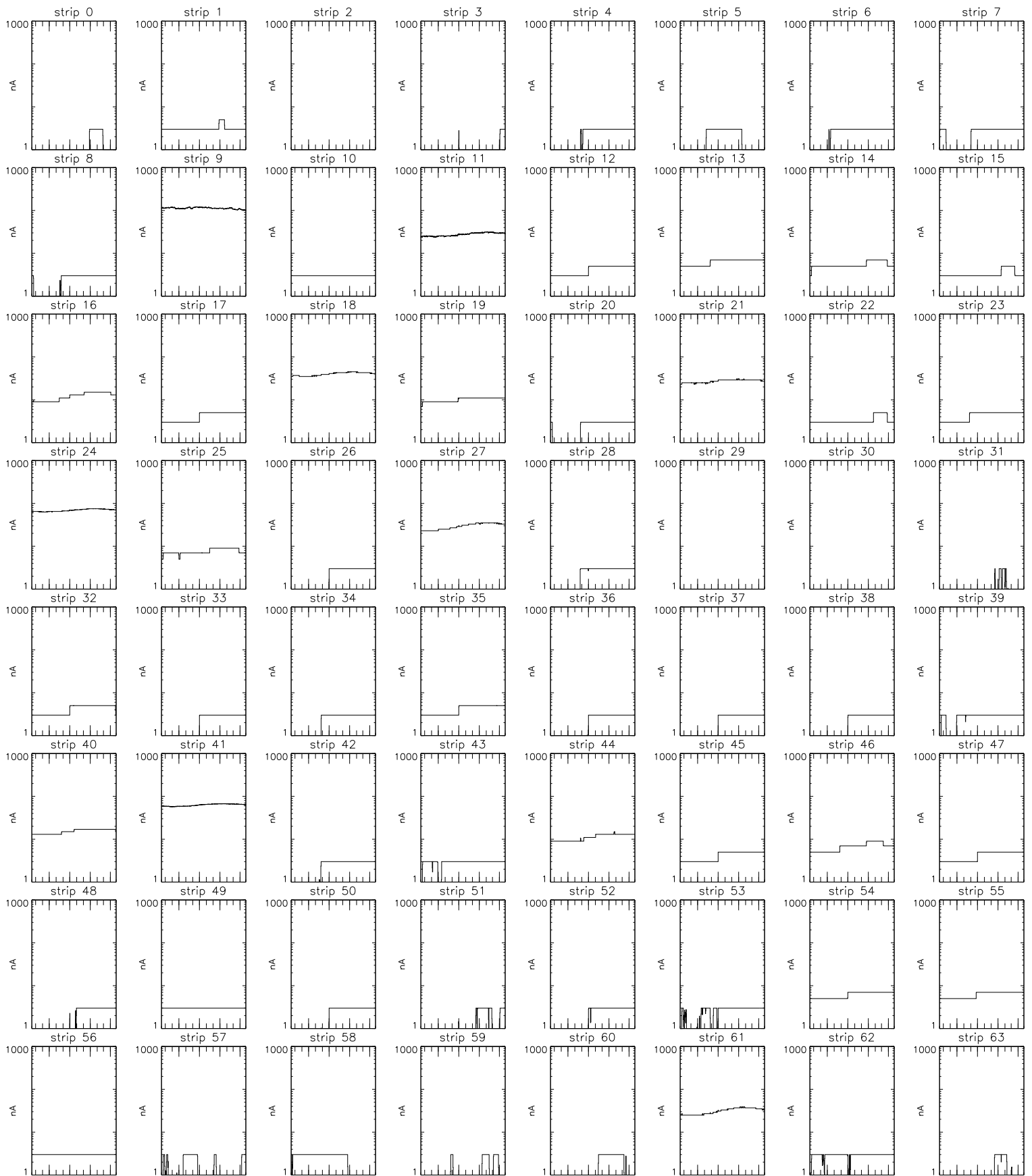


Bartels Rotation 2249-2262 - Daily Averages
Leakage Current - M1B - High Voltage Side
(14-Apr-1998 thru 26-Apr-1999) (104/1998 thru 116/1999)




Jul Oct Jan Apr
time (14-Apr-1998 to 27-Apr-1999)

Bartels Rotation 2249-2262 - Daily Averages
Leakage Current - M2B - Ground Side
(14-Apr-1998 thru 26-Apr-1999) (104/1998 thru 116/1999)



Jul Oct Jan Apr
time (14-Apr-1998 to 27-Apr-1999)

Bartels Rotation 2249-2262 – Daily Averages
 Leakage Current – M2B – High Voltage Side
 (14-Apr-1998 thru 26-Apr-1999) (104/1998 thru 116/1999)



Jul Oct Jan Apr
 time (14-Apr-1998 to 27-Apr-1999)