



Bartels Rotation 2250-2263 - Daily Averages  
Leakage Current - M1A - Ground Side  
(11-May-1998 thru 23-May-1999) (131/1998 thru 143/1999)




Bartels Rotation 2250-2263 - Daily Averages  
Leakage Current - M1A - High Voltage Side  
(11-May-1998 thru 23-May-1999) (131/1998 thru 143/1999)



Jul Oct Jan Apr  
time (11-May-1998 to 24-May-1999)

Bartels Rotation 2250-2263 – Daily Averages  
Leakage Current – M2A – Ground Side  
(11-May-1998 thru 23-May-1999) (131/1998 thru 143/1999)



Jul


Oct

Jan

Apr

time (11-May-1998 to 24-May-1999)

Bartels Rotation 2250-2263 – Daily Averages  
Leakage Current – M2A – High Voltage Side  
(11-May-1998 thru 23-May-1999) (131/1998 thru 143/1999)



Jul

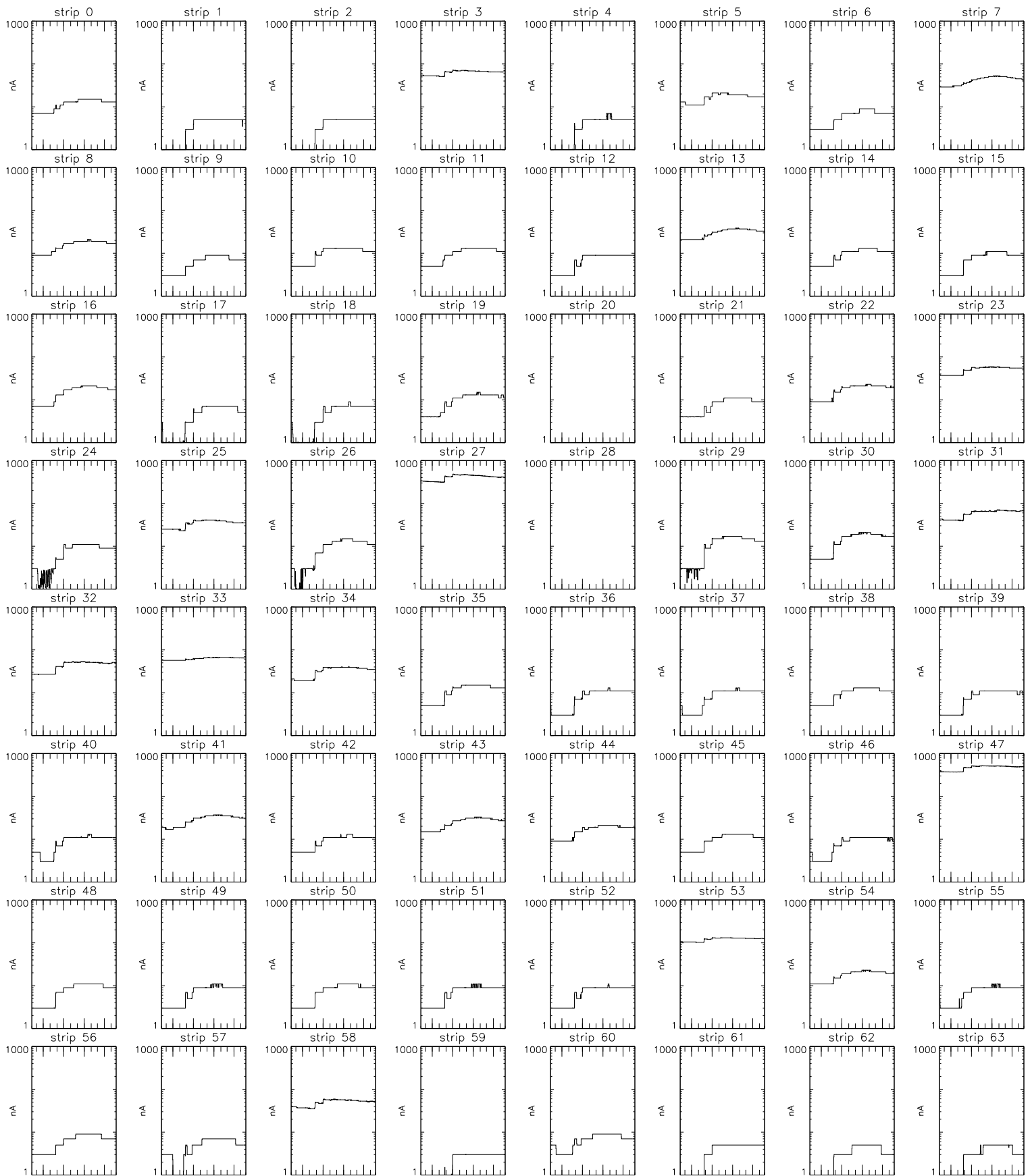
Oct

Jan

Apr

time (11-May-1998 to 24-May-1999)

Bartels Rotation 2250-2263 – Daily Averages  
Leakage Current – M1B – Ground Side  
(11-May-1998 thru 23-May-1999) (131/1998 thru 143/1999)



Jul


Oct

Jan

Apr


time (11-May-1998 to 24-May-1999)

Bartels Rotation 2250-2263 – Daily Averages  
Leakage Current – M1B – High Voltage Side  
(11-May-1998 thru 23-May-1999) (131/1998 thru 143/1999)




Jul Oct Jan Apr  
time (11-May-1998 to 24-May-1999)

Bartels Rotation 2250-2263 – Daily Averages  
Leakage Current – M2B – Ground Side  
(11-May-1998 thru 23-May-1999) (131/1998 thru 143/1999)



Jul Oct Jan Apr  
time (11-May-1998 to 24-May-1999)

Bartels Rotation 2250-2263 – Daily Averages  
 Leakage Current – M2B – High Voltage Side  
 (11-May-1998 thru 23-May-1999) (131/1998 thru 143/1999)



Jul

Oct

Jan

Apr

time (11-May-1998 to 24-May-1999)