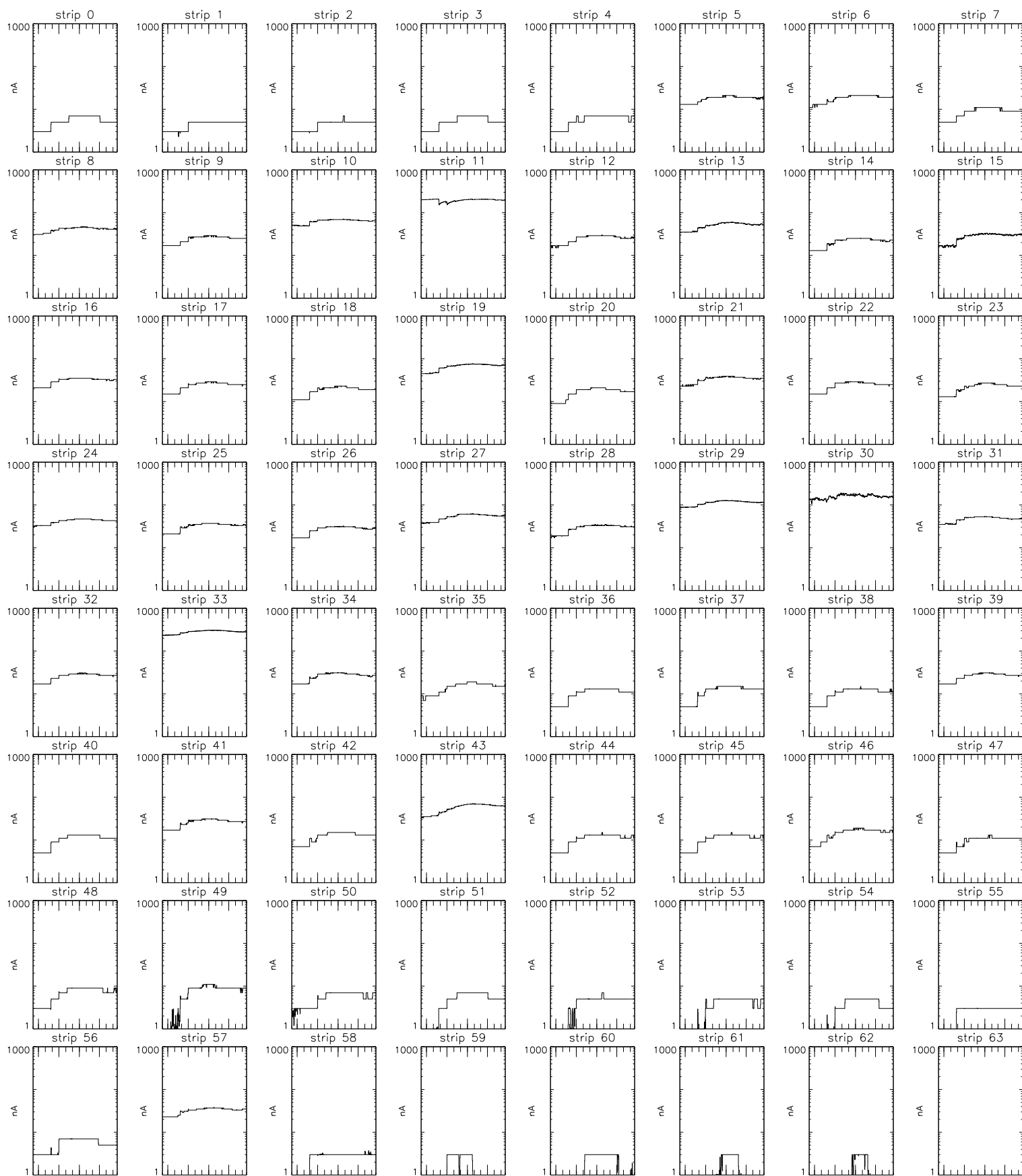


Bartels Rotation 2251-2264 - Daily Averages
Leakage Current - M1A - Ground Side
(07-Jun-1998 thru 19-Jun-1999) (158/1998 thru 170/1999)



Jul


Oct

Jan

Apr

time (07-Jun-1998 to 20-Jun-1999)

Bartels Rotation 2251-2264 - Daily Averages
Leakage Current - M1A - High Voltage Side
(07-Jun-1998 thru 19-Jun-1999) (158/1998 thru 170/1999)



Jul


Oct

Jan

Apr

time (07-Jun-1998 to 20-Jun-1999)

Bartels Rotation 2251-2264 - Daily Averages
Leakage Current - M2A - Ground Side
(07-Jun-1998 thru 19-Jun-1999) (158/1998 thru 170/1999)



Jul

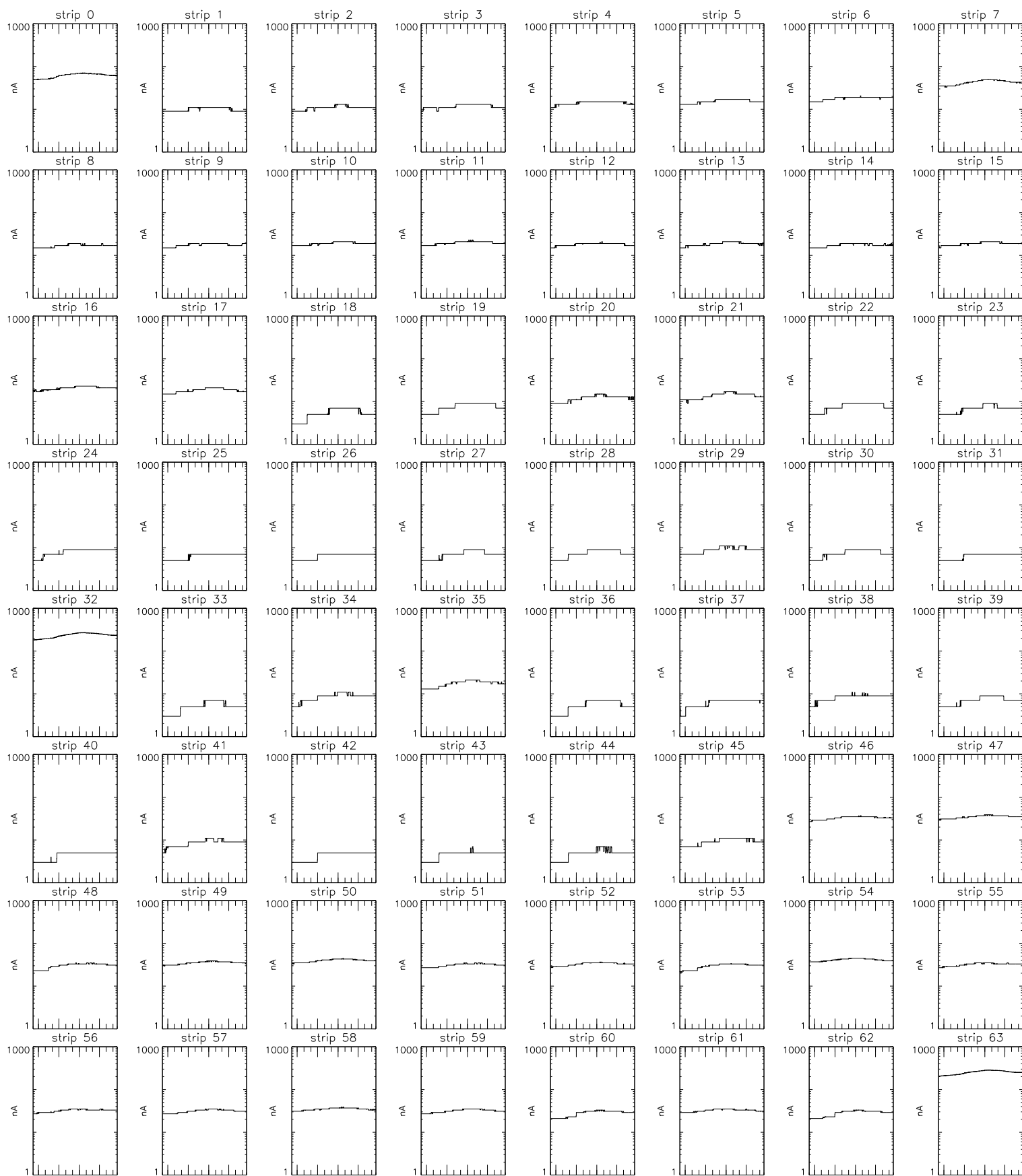
Oct

Jan

Apr

time (07-Jun-1998 to 20-Jun-1999)

Bartels Rotation 2251-2264 - Daily Averages
Leakage Current - M2A - High Voltage Side
(07-Jun-1998 thru 19-Jun-1999) (158/1998 thru 170/1999)



Jul

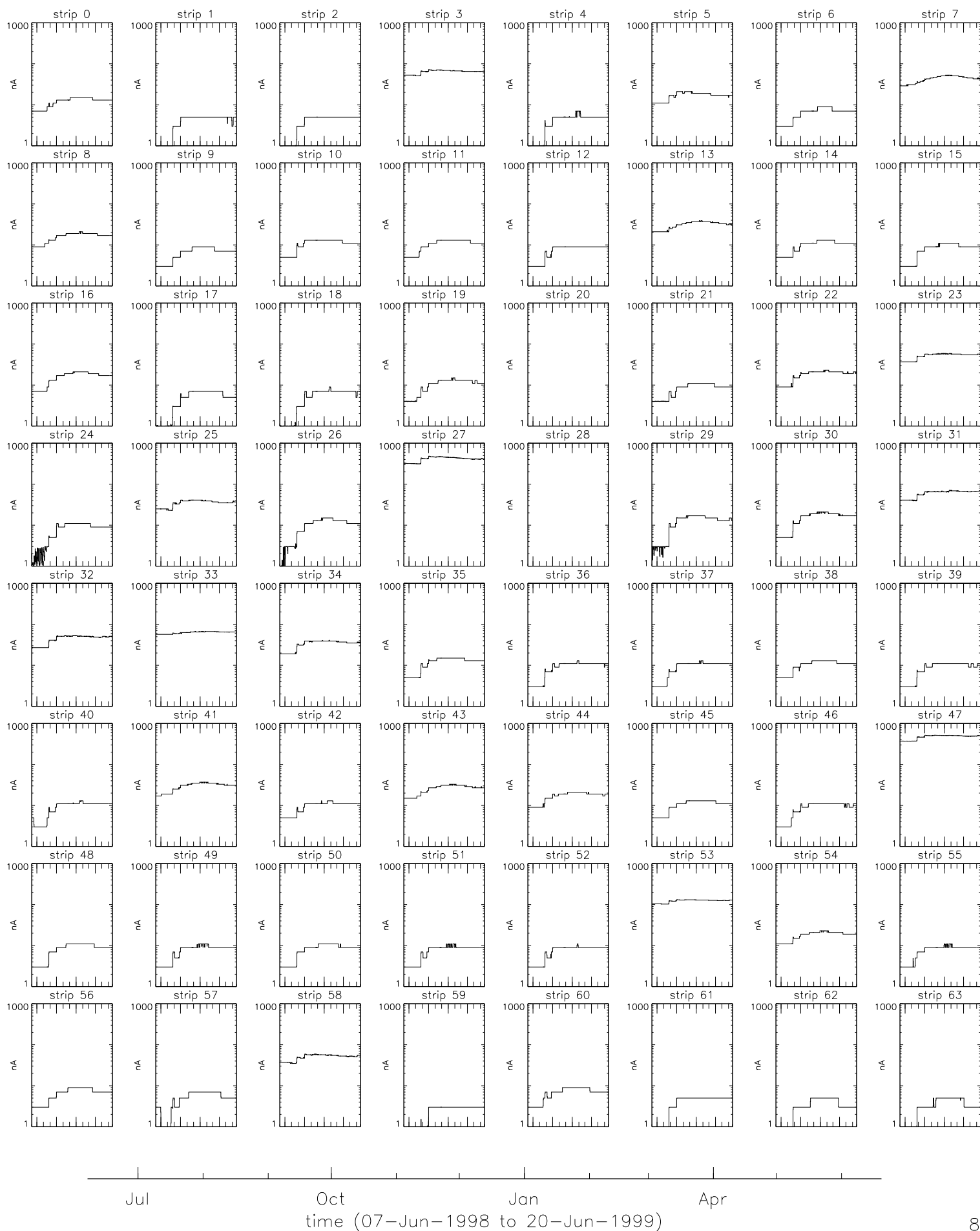
Oct

Jan


Apr

time (07-Jun-1998 to 20-Jun-1999)

Bartels Rotation 2251-2264 - Daily Averages
Leakage Current - M1B - Ground Side
(07-Jun-1998 thru 19-Jun-1999) (158/1998 thru 170/1999)



Bartels Rotation 2251-2264 - Daily Averages
Leakage Current - M1B - High Voltage Side
(07-Jun-1998 thru 19-Jun-1999) (158/1998 thru 170/1999)



Jul

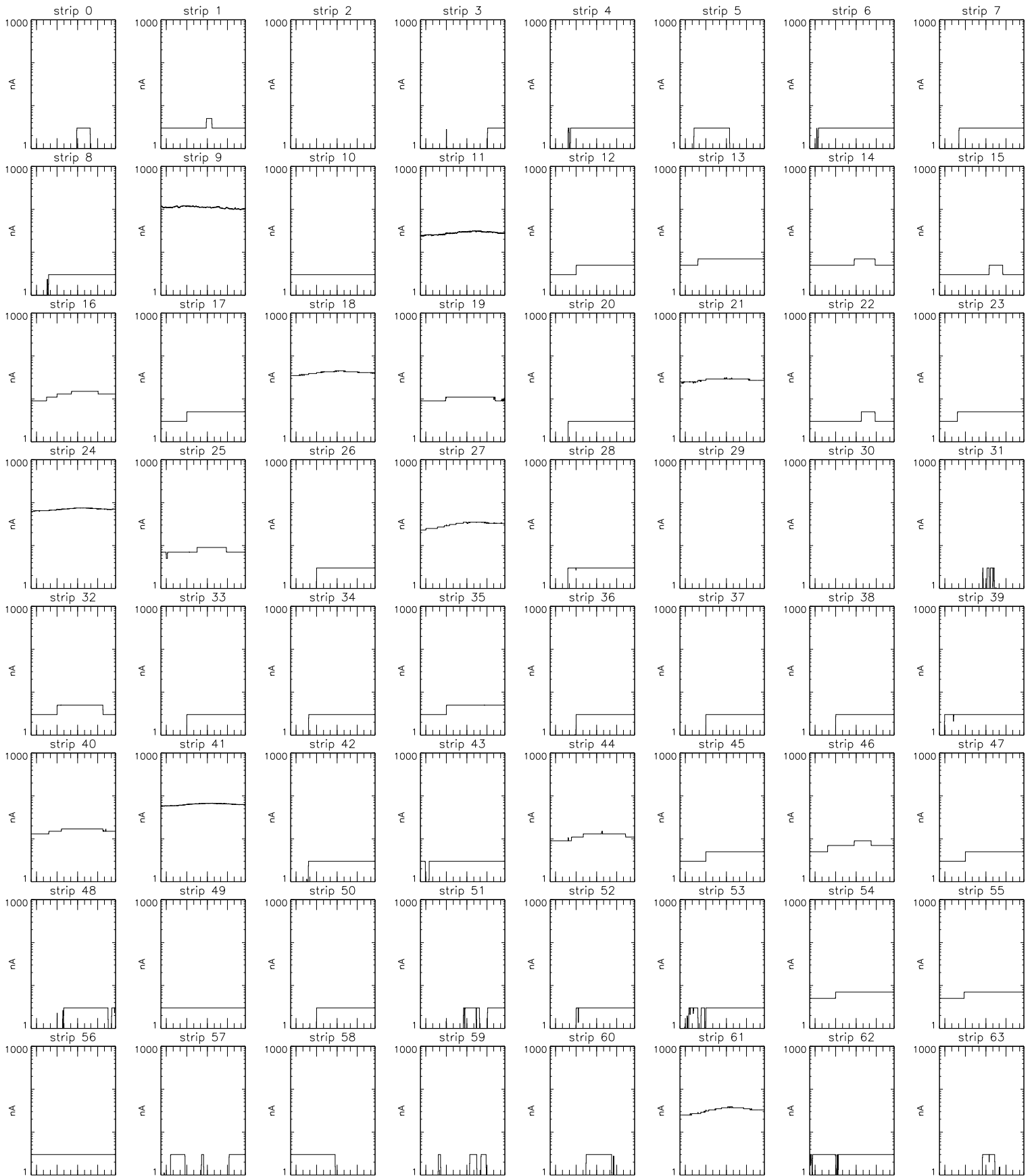
Oct

Jan

Apr

time (07-Jun-1998 to 20-Jun-1999)

Bartels Rotation 2251-2264 - Daily Averages
Leakage Current - M2B - Ground Side
(07-Jun-1998 thru 19-Jun-1999) (158/1998 thru 170/1999)



Jul


Oct

Jan

Apr

time (07-Jun-1998 to 20-Jun-1999)

Bartels Rotation 2251-2264 - Daily Averages
Leakage Current - M2B - High Voltage Side
(07-Jun-1998 thru 19-Jun-1999) (158/1998 thru 170/1999)



Jul

Oct

Jan

Apr

time (07-Jun-1998 to 20-Jun-1999)