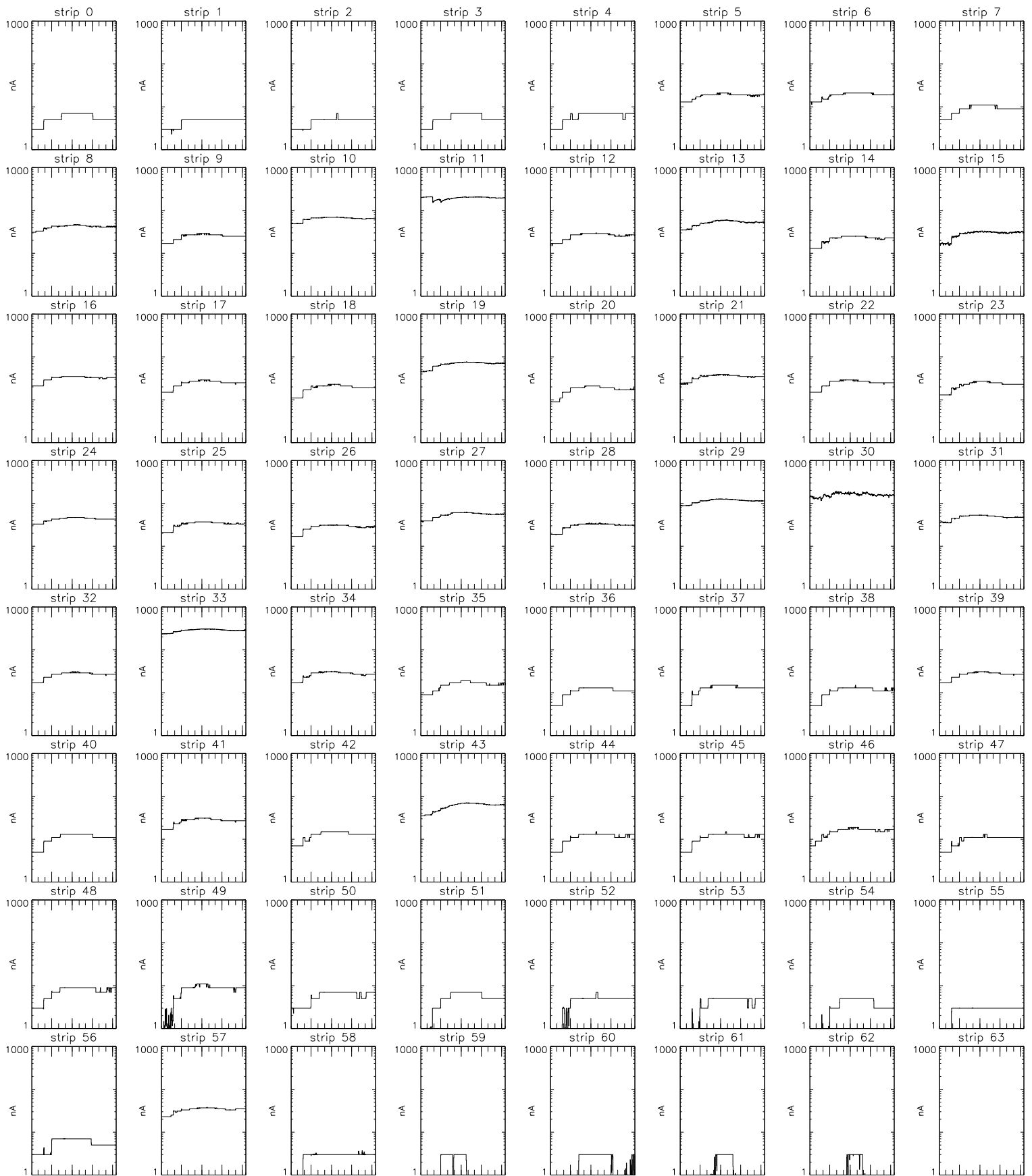



Bartels Rotation 2252-2265 - Daily Averages
Leakage Current - M1A - Ground Side
(04-Jul-1998 thru 16-Jul-1999) (185/1998 thru 197/1999)




Oct Jan Apr Jul
time (04-Jul-1998 to 17-Jul-1999)

Bartels Rotation 2252-2265 - Daily Averages
Leakage Current - M1A - High Voltage Side
(04-Jul-1998 thru 16-Jul-1999) (185/1998 thru 197/1999)




Oct Jan Apr Jul
time (04-Jul-1998 to 17-Jul-1999)

Bartels Rotation 2252-2265 – Daily Averages
Leakage Current – M2A – Ground Side
(04-Jul-1998 thru 16-Jul-1999) (185/1998 thru 197/1999)



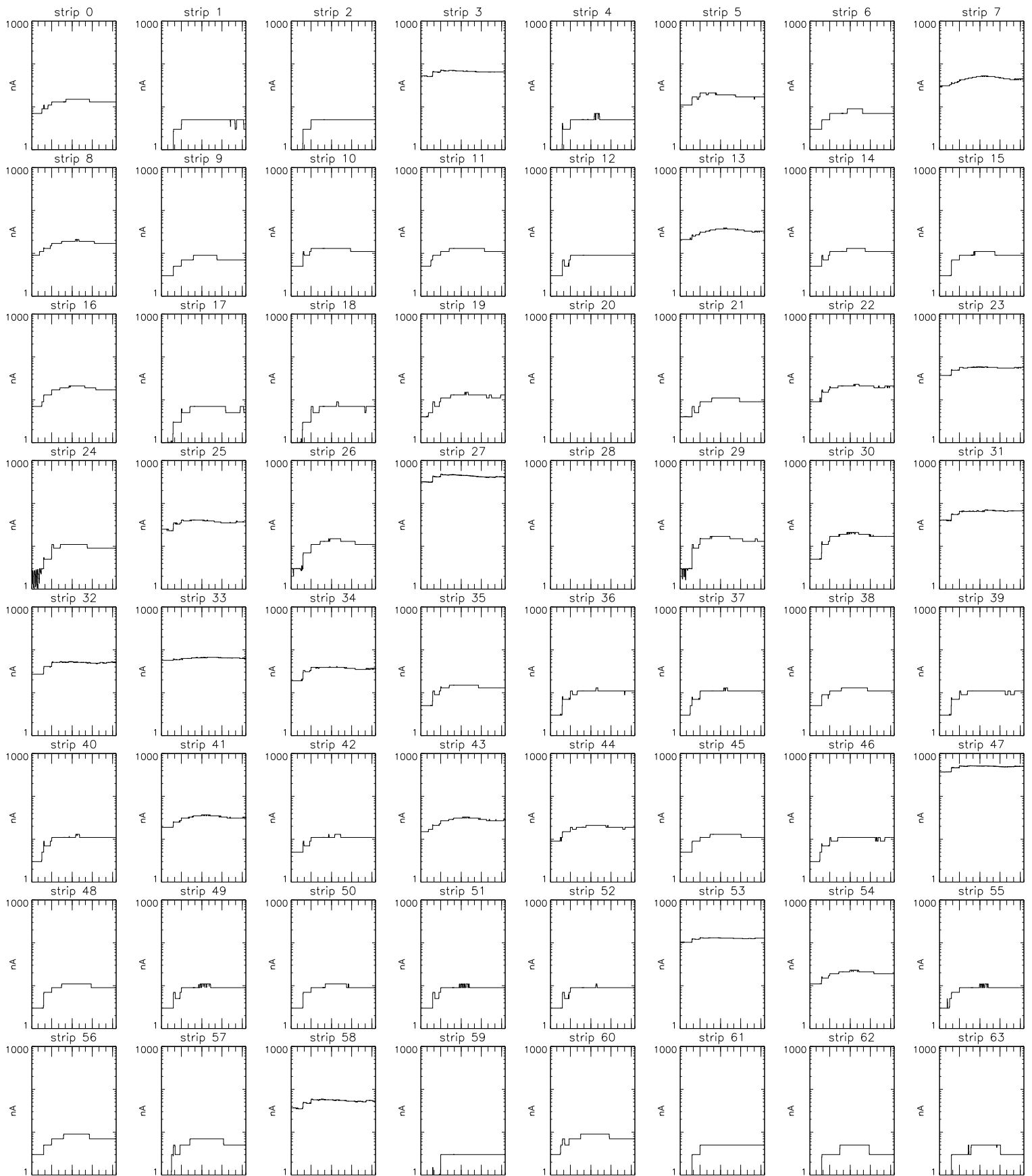
Oct Jan Apr Jul
time (04-Jul-1998 to 17-Jul-1999)

Bartels Rotation 2252-2265 - Daily Averages
Leakage Current - M2A - High Voltage Side
(04-Jul-1998 thru 16-Jul-1999) (185/1998 thru 197/1999)




Oct Jan Apr Jul
time (04-Jul-1998 to 17-Jul-1999)

Bartels Rotation 2252-2265 - Daily Averages
Leakage Current - M1B - Ground Side
(04-Jul-1998 thru 16-Jul-1999) (185/1998 thru 197/1999)



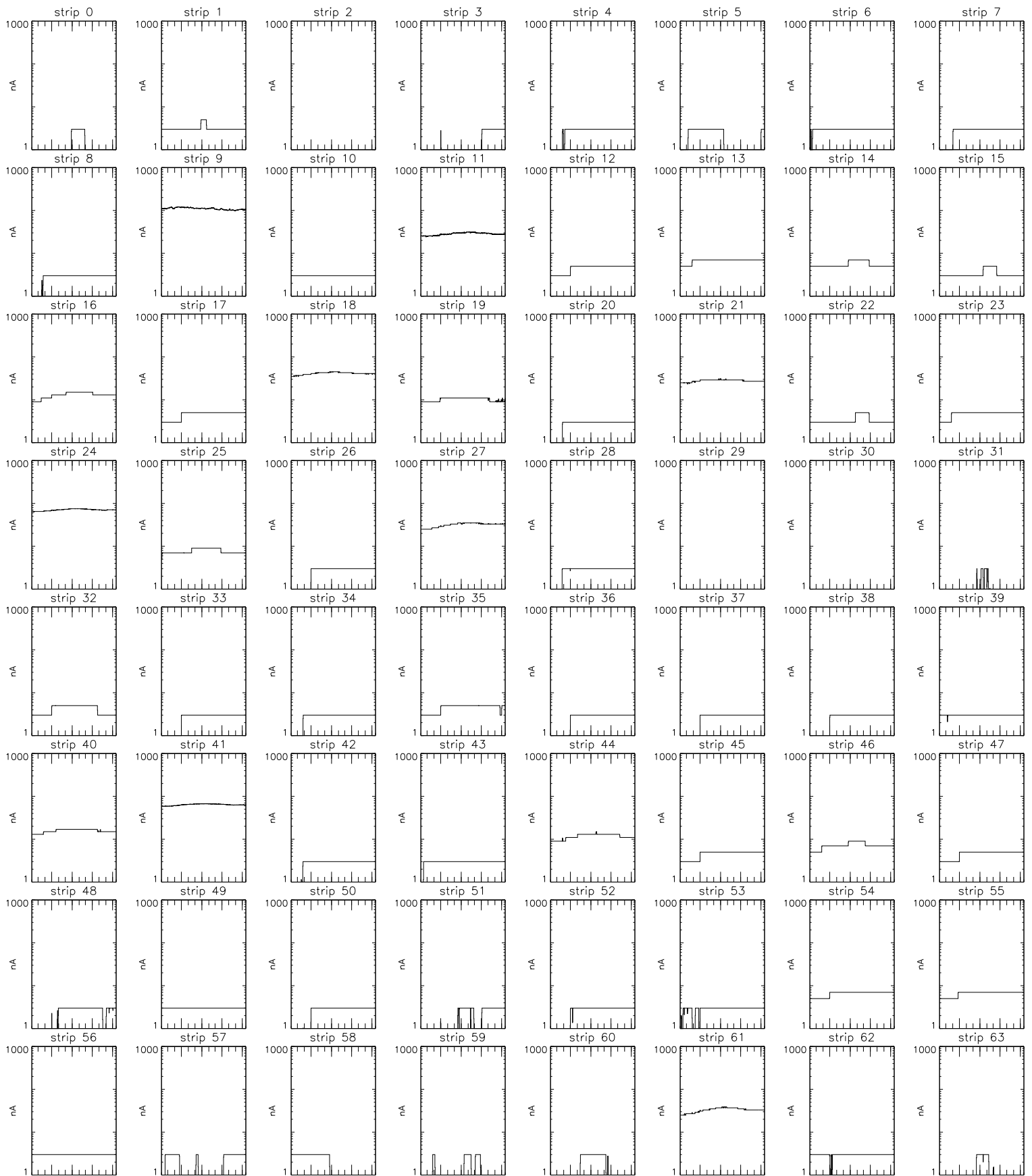
Oct Jan Apr Jul
time (04-Jul-1998 to 17-Jul-1999)

Bartels Rotation 2252-2265 – Daily Averages
Leakage Current – M1B – High Voltage Side
(04-Jul-1998 thru 16-Jul-1999) (185/1998 thru 197/1999)




Oct Jan Apr Jul
time (04-Jul-1998 to 17-Jul-1999)

Bartels Rotation 2252-2265 - Daily Averages
Leakage Current - M2B - Ground Side
(04-Jul-1998 thru 16-Jul-1999) (185/1998 thru 197/1999)



Oct Jan Apr Jul
time (04-Jul-1998 to 17-Jul-1999)

Bartels Rotation 2252-2265 – Daily Averages
Leakage Current – M2B – High Voltage Side
(04-Jul-1998 thru 16-Jul-1999) (185/1998 thru 197/1999)



Oct Jan Apr Jul
time (04-Jul-1998 to 17-Jul-1999)