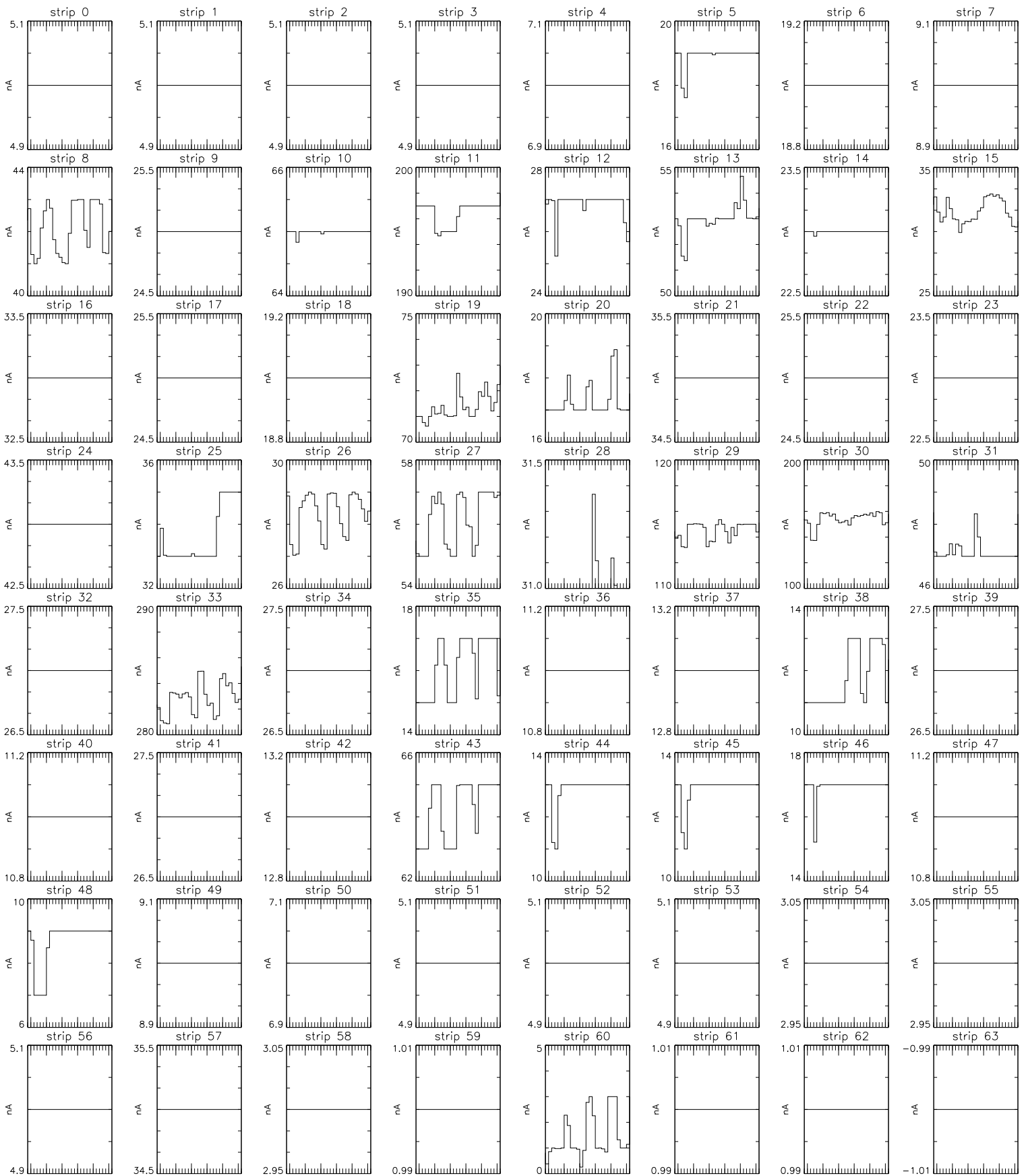



Bartels Rotation 2265 – Daily Averages  
 Leakage Current – M1A – Ground Side  
 (20-Jun-1999 thru 16-Jul-1999) (171/1999 thru 197/1999)



21 26 Jul 1 6 11 16  
 time (20-Jun-1999 to 17-Jul-1999)

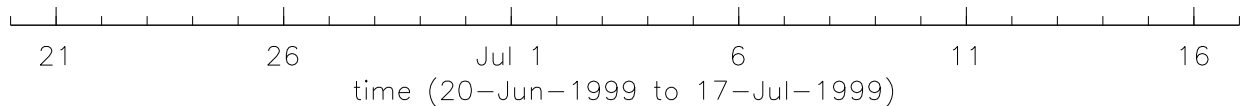

Bartels Rotation 2265 – Daily Averages  
 Leakage Current – M1A – High Voltage Side  
 (20-Jun-1999 thru 16-Jul-1999) (171/1999 thru 197/1999)



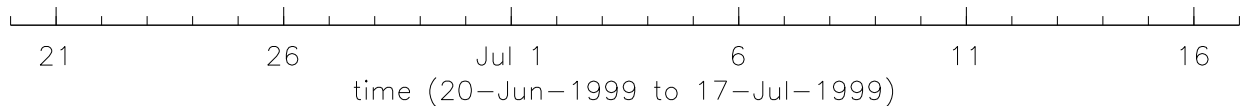

21                      26                      Jul 1                      6                      11                      16

time (20-Jun-1999 to 17-Jul-1999)


Bartels Rotation 2265 – Daily Averages  
 Leakage Current – M2A – Ground Side  
 (20-Jun-1999 thru 16-Jul-1999) (171/1999 thru 197/1999)



Bartels Rotation 2265 – Daily Averages  
 Leakage Current – M2A – High Voltage Side  
 (20-Jun-1999 thru 16-Jul-1999) (171/1999 thru 197/1999)

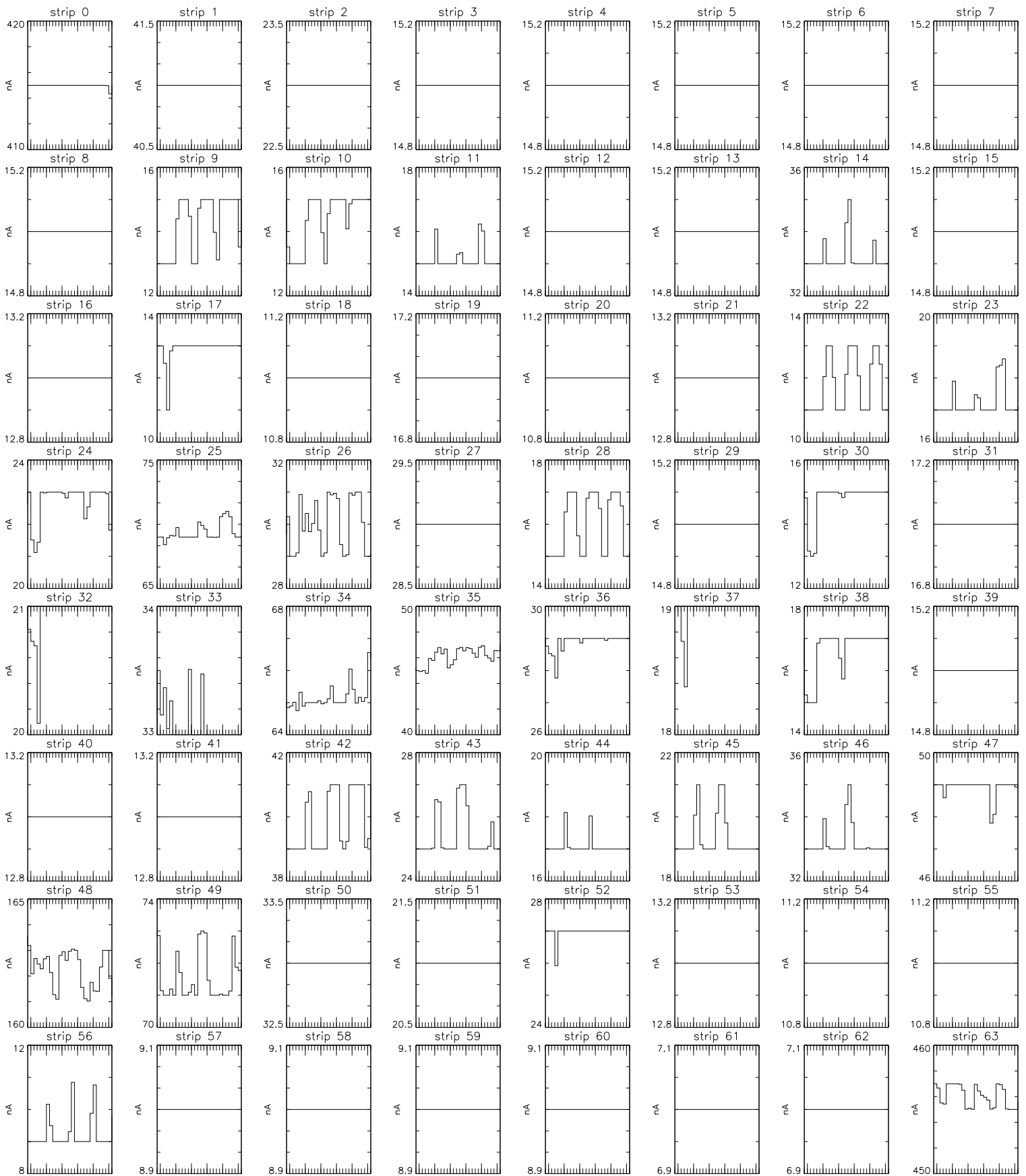


Bartels Rotation 2265 – Daily Averages  
 Leakage Current – M1B – Ground Side  
 (20-Jun-1999 thru 16-Jul-1999) (171/1999 thru 197/1999)

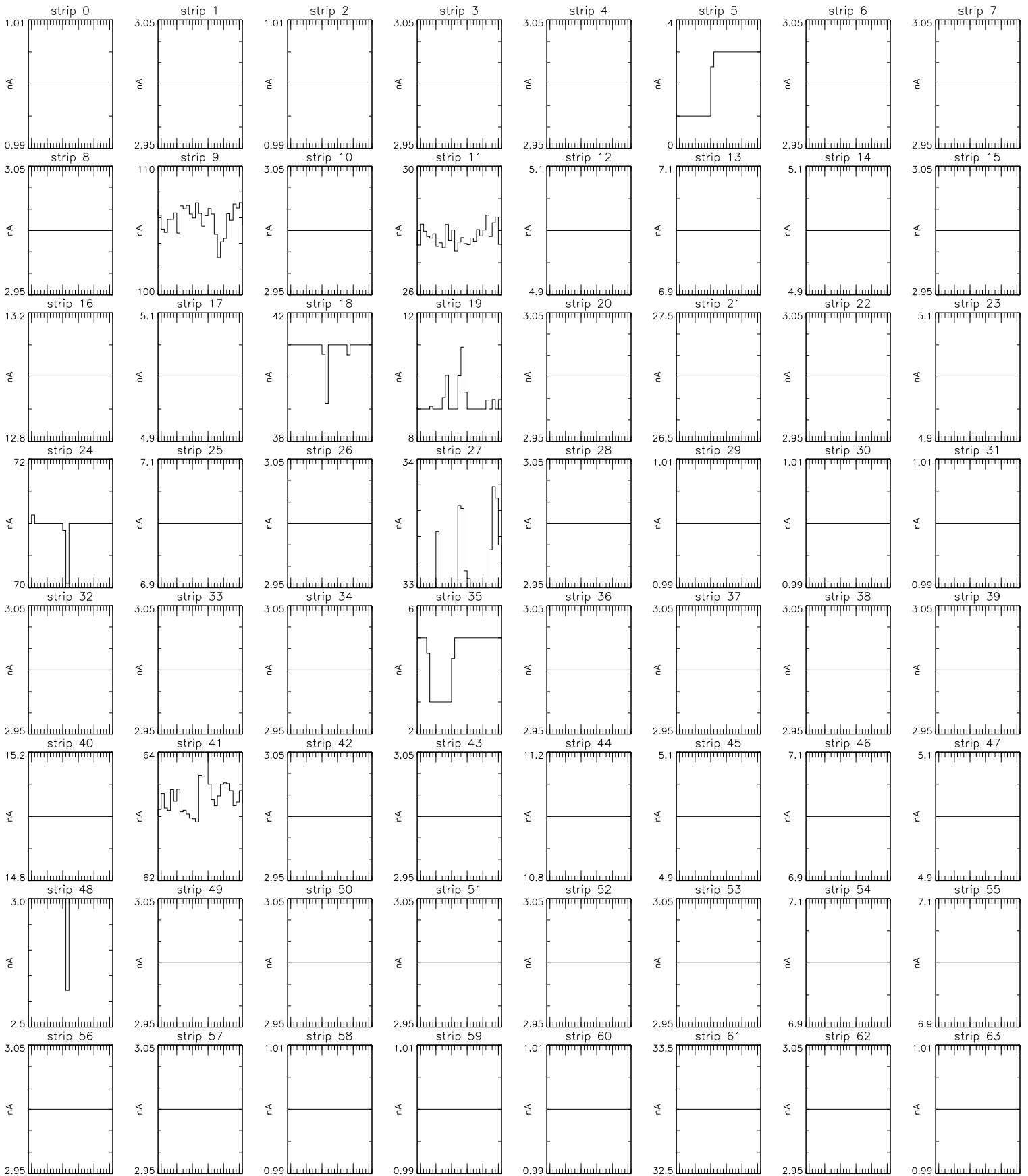


21 26 Jul 1 6 11 16  
 time (20-Jun-1999 to 17-Jul-1999)

Bartels Rotation 2265 – Daily Averages  
 Leakage Current – M1B – High Voltage Side  
 (20-Jun-1999 thru 16-Jul-1999) (171/1999 thru 197/1999)




Bartels Rotation 2265 – Daily Averages  
Leakage Current – M2B – Ground Side  
(20-Jun-1999 thru 16-Jul-1999) (171/1999 thru 197/1999)



21 26 Jul 1 6 11 16  
time (20-Jun-1999 to 17-Jul-1999)

Bartels Rotation 2265 – Daily Averages  
 Leakage Current – M2B – High Voltage Side  
 (20-Jun-1999 thru 16-Jul-1999) (171/1999 thru 197/1999)



21 26 Jul 1 6 11 16  
 time (20-Jun-1999 to 17-Jul-1999)