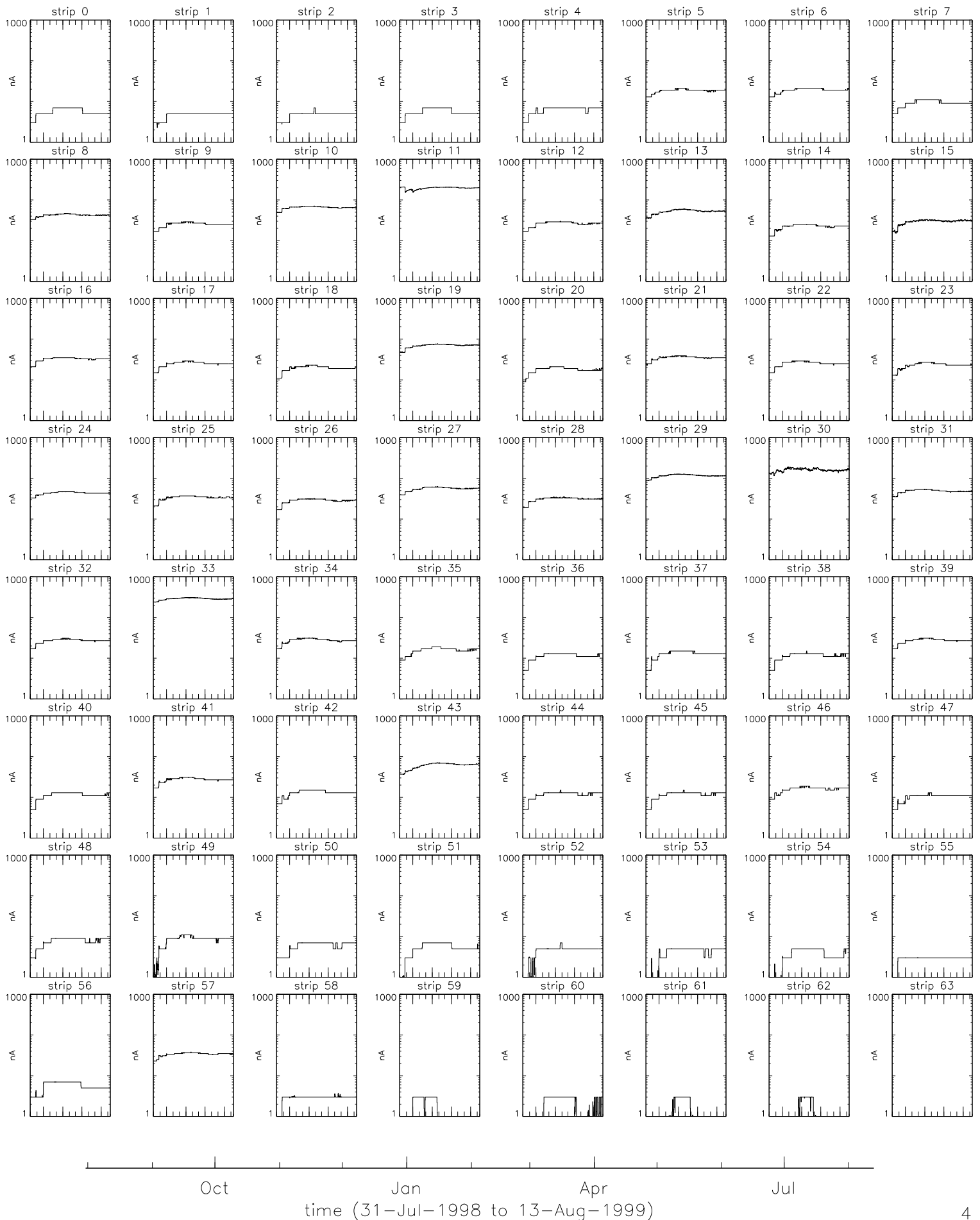



Bartels Rotation 2253-2266 – Daily Averages
Leakage Current – M1A – Ground Side
(31-Jul-1998 thru 12-Aug-1999) (212/1998 thru 224/1999)




Bartels Rotation 2253-2266 – Daily Averages
Leakage Current – M1A – High Voltage Side
(31-Jul-1998 thru 12-Aug-1999) (212/1998 thru 224/1999)




Oct Jan Apr Jul
time (31-Jul-1998 to 13-Aug-1999)

Bartels Rotation 2253-2266 – Daily Averages
Leakage Current – M2A – Ground Side
(31-Jul-1998 thru 12-Aug-1999) (212/1998 thru 224/1999)



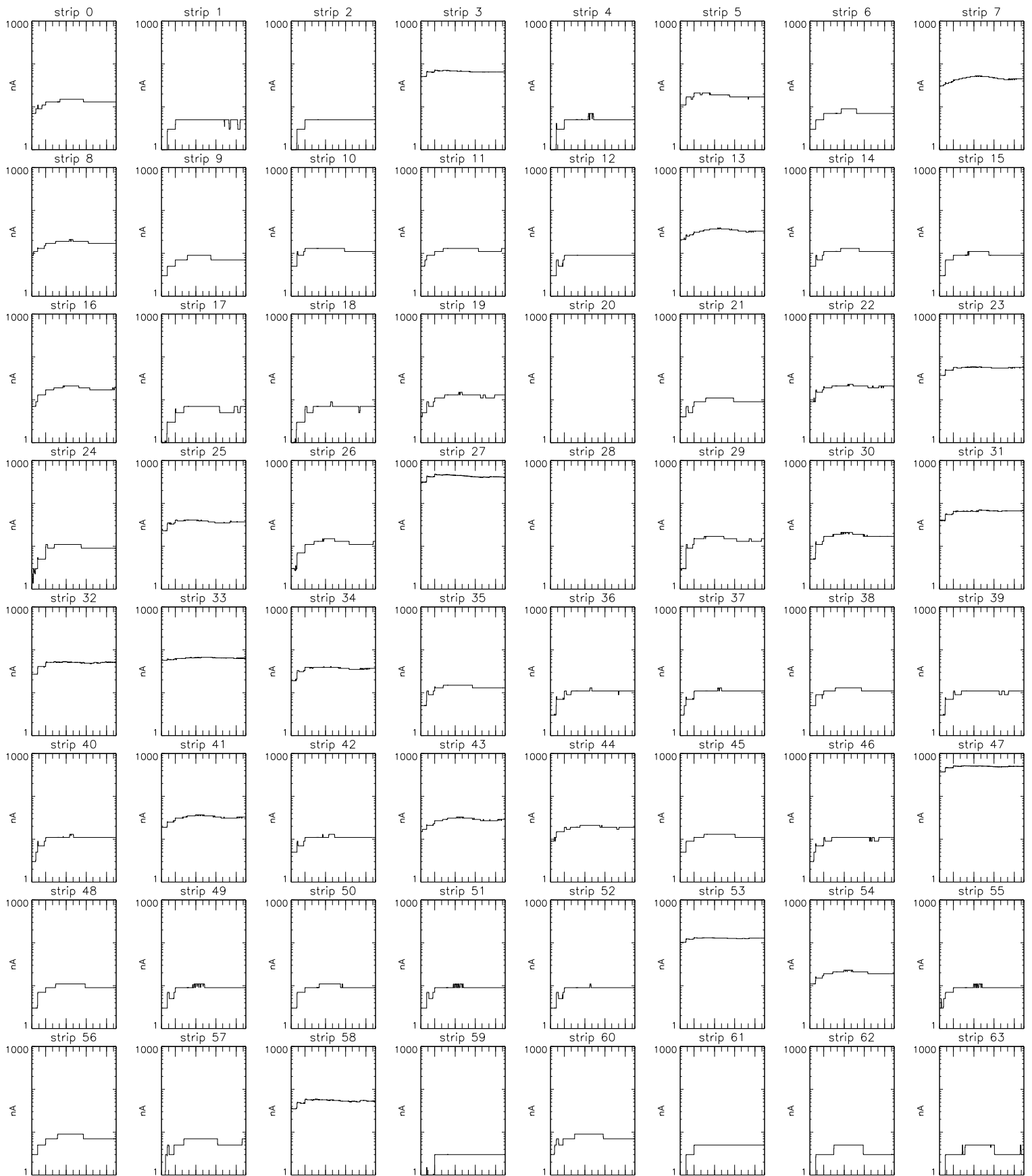
Oct Jan Apr Jul
time (31-Jul-1998 to 13-Aug-1999)

Bartels Rotation 2253-2266 – Daily Averages
Leakage Current – M2A – High Voltage Side
(31-Jul-1998 thru 12-Aug-1999) (212/1998 thru 224/1999)



Oct Jan Apr Jul
time (31-Jul-1998 to 13-Aug-1999)

Bartels Rotation 2253-2266 – Daily Averages
Leakage Current – M1B – Ground Side
(31-Jul-1998 thru 12-Aug-1999) (212/1998 thru 224/1999)



Oct

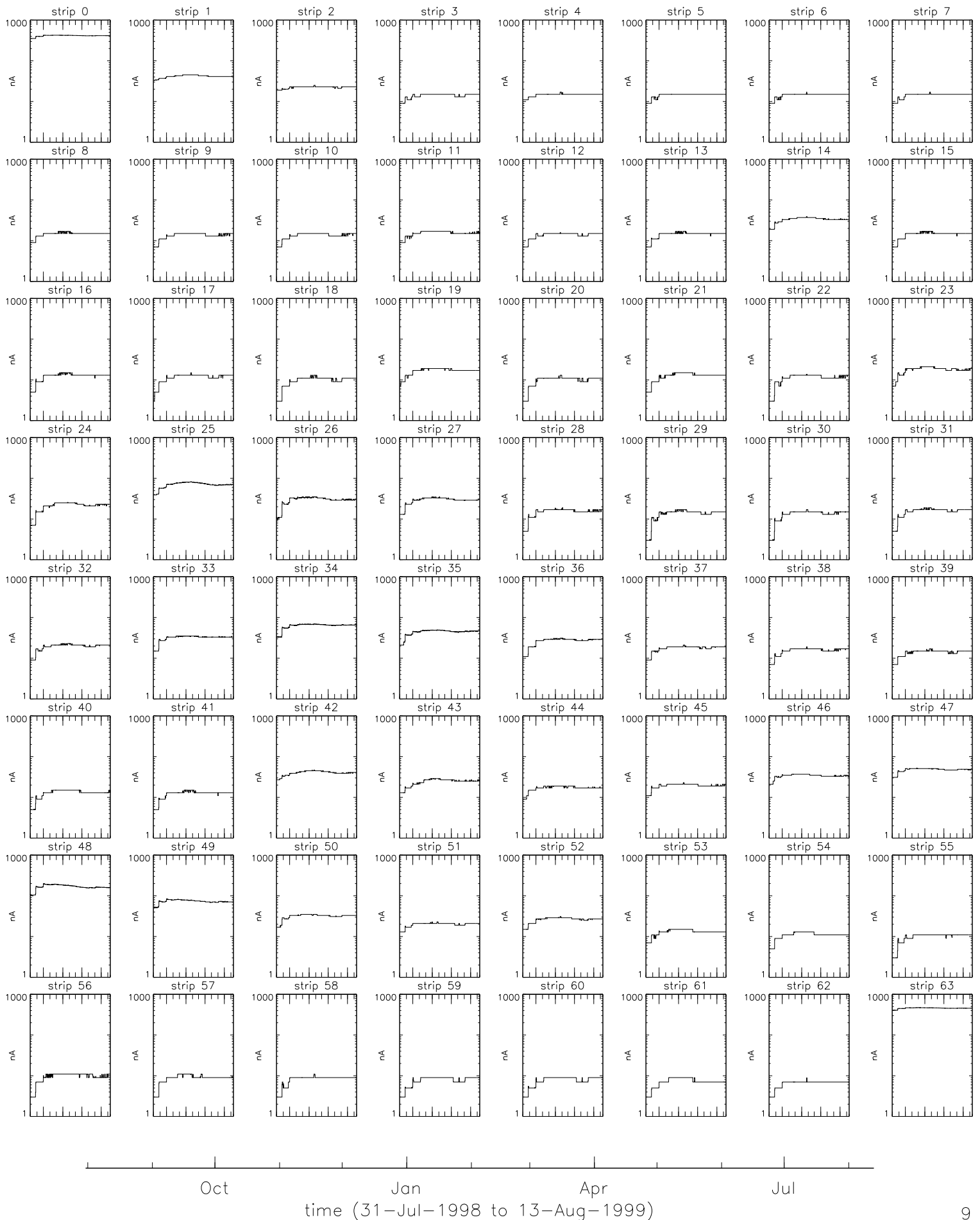
Jan

Apr


Jul

time (31-Jul-1998 to 13-Aug-1999)


Bartels Rotation 2253-2266 – Daily Averages
Leakage Current – M1B – High Voltage Side
(31-Jul-1998 thru 12-Aug-1999) (212/1998 thru 224/1999)



Bartels Rotation 2253-2266 – Daily Averages
 Leakage Current – M2B – Ground Side
 (31-Jul-1998 thru 12-Aug-1999) (212/1998 thru 224/1999)



Bartels Rotation 2253-2266 – Daily Averages
 Leakage Current – M2B – High Voltage Side
 (31-Jul-1998 thru 12-Aug-1999) (212/1998 thru 224/1999)



Oct Jan Apr Jul
 time (31-Jul-1998 to 13-Aug-1999)