



Bartels Rotation 2254-2267 - Daily Averages  
Leakage Current - M1A - Ground Side  
(27-Aug-1998 thru 08-Sep-1999) (239/1998 thru 251/1999)



Bartels Rotation 2254-2267 - Daily Averages  
Leakage Current - M1A - High Voltage Side  
(27-Aug-1998 thru 08-Sep-1999) (239/1998 thru 251/1999)



Oct


Jan

Apr

Jul

time (27-Aug-1998 to 09-Sep-1999)

Bartels Rotation 2254-2267 – Daily Averages  
Leakage Current – M2A – Ground Side  
(27-Aug-1998 thru 08-Sep-1999) (239/1998 thru 251/1999)



Oct


Jan

Apr

Jul

time (27-Aug-1998 to 09-Sep-1999)

Bartels Rotation 2254-2267 - Daily Averages  
Leakage Current - M2A - High Voltage Side  
(27-Aug-1998 thru 08-Sep-1999) (239/1998 thru 251/1999)



Oct


Jan

Apr

Jul

time (27-Aug-1998 to 09-Sep-1999)

Bartels Rotation 2254-2267 – Daily Averages  
Leakage Current – M1B – Ground Side  
(27-Aug-1998 thru 08-Sep-1999) (239/1998 thru 251/1999)



Oct


Jan

Apr

Jul

time (27-Aug-1998 to 09-Sep-1999)

Bartels Rotation 2254-2267 - Daily Averages  
Leakage Current - M1B - High Voltage Side  
(27-Aug-1998 thru 08-Sep-1999) (239/1998 thru 251/1999)



Oct


Jan

Apr

Jul

time (27-Aug-1998 to 09-Sep-1999)

Bartels Rotation 2254-2267 – Daily Averages  
 Leakage Current – M2B – Ground Side  
 (27-Aug-1998 thru 08-Sep-1999) (239/1998 thru 251/1999)



Oct


Jan

Apr

Jul

time (27-Aug-1998 to 09-Sep-1999)

Bartels Rotation 2254-2267 – Daily Averages  
Leakage Current – M2B – High Voltage Side  
(27-Aug-1998 thru 08-Sep-1999) (239/1998 thru 251/1999)



Oct

Jan

Apr

Jul

time (27-Aug-1998 to 09-Sep-1999)