
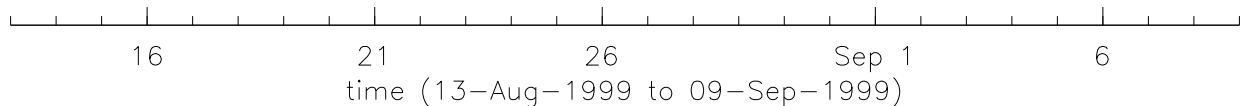



Bartels Rotation 2267 – Daily Averages  
Leakage Current – M1A – Ground Side  
(13-Aug-1999 thru 08-Sep-1999) (225/1999 thru 251/1999)




16 21 26 Sep 1 6  
time (13-Aug-1999 to 09-Sep-1999)

Bartels Rotation 2267 – Daily Averages  
Leakage Current – M1A – High Voltage Side  
(13-Aug-1999 thru 08-Sep-1999) (225/1999 thru 251/1999)



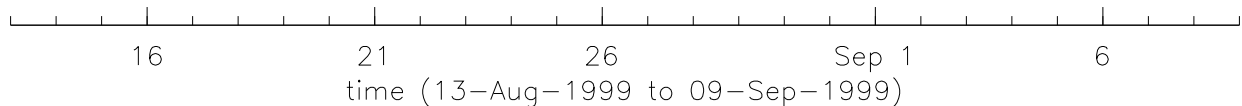

Bartels Rotation 2267 – Daily Averages  
Leakage Current – M2A – Ground Side  
(13-Aug-1999 thru 08-Sep-1999) (225/1999 thru 251/1999)




16                      21                      26                      Sep 1                      6

time (13-Aug-1999 to 09-Sep-1999)

Bartels Rotation 2267 – Daily Averages  
Leakage Current – M2A – High Voltage Side  
(13-Aug-1999 thru 08-Sep-1999) (225/1999 thru 251/1999)




Bartels Rotation 2267 – Daily Averages  
Leakage Current – M1B – Ground Side  
(13-Aug-1999 thru 08-Sep-1999) (225/1999 thru 251/1999)




16 21 26 Sep 1 6  
time (13-Aug-1999 to 09-Sep-1999)

Bartels Rotation 2267 – Daily Averages  
Leakage Current – M1B – High Voltage Side  
(13-Aug-1999 thru 08-Sep-1999) (225/1999 thru 251/1999)




16                      21                      26                      Sep 1                      6  
time (13-Aug-1999 to 09-Sep-1999)

Bartels Rotation 2267 – Daily Averages  
Leakage Current – M2B – Ground Side  
(13-Aug-1999 thru 08-Sep-1999) (225/1999 thru 251/1999)



16 21 26 Sep 1 6  
time (13-Aug-1999 to 09-Sep-1999)

Bartels Rotation 2267 – Daily Averages  
Leakage Current – M2B – High Voltage Side  
(13-Aug-1999 thru 08-Sep-1999) (225/1999 thru 251/1999)



16                      21                      26                      Sep 1                      6  
time (13-Aug-1999 to 09-Sep-1999)