



Bartels Rotation 2255-2268 - Daily Averages
Leakage Current - M1A - Ground Side
(23-Sep-1998 thru 05-Oct-1999) (266/1998 thru 278/1999)




Oct Jan Apr Jul Oct
time (23-Sep-1998 to 06-Oct-1999)

Bartels Rotation 2255-2268 - Daily Averages
Leakage Current - M1A - High Voltage Side
(23-Sep-1998 thru 05-Oct-1999) (266/1998 thru 278/1999)




Oct Jan Apr Jul Oct
time (23-Sep-1998 to 06-Oct-1999)

Bartels Rotation 2255-2268 – Daily Averages
Leakage Current – M2A – Ground Side
(23-Sep-1998 thru 05-Oct-1999) (266/1998 thru 278/1999)




Oct Jan Apr Jul Oct
time (23-Sep-1998 to 06-Oct-1999)

Bartels Rotation 2255-2268 - Daily Averages
Leakage Current - M2A - High Voltage Side
(23-Sep-1998 thru 05-Oct-1999) (266/1998 thru 278/1999)




Oct Jan Apr Jul Oct
time (23-Sep-1998 to 06-Oct-1999)

Bartels Rotation 2255-2268 – Daily Averages
Leakage Current – M1B – Ground Side
(23-Sep-1998 thru 05-Oct-1999) (266/1998 thru 278/1999)



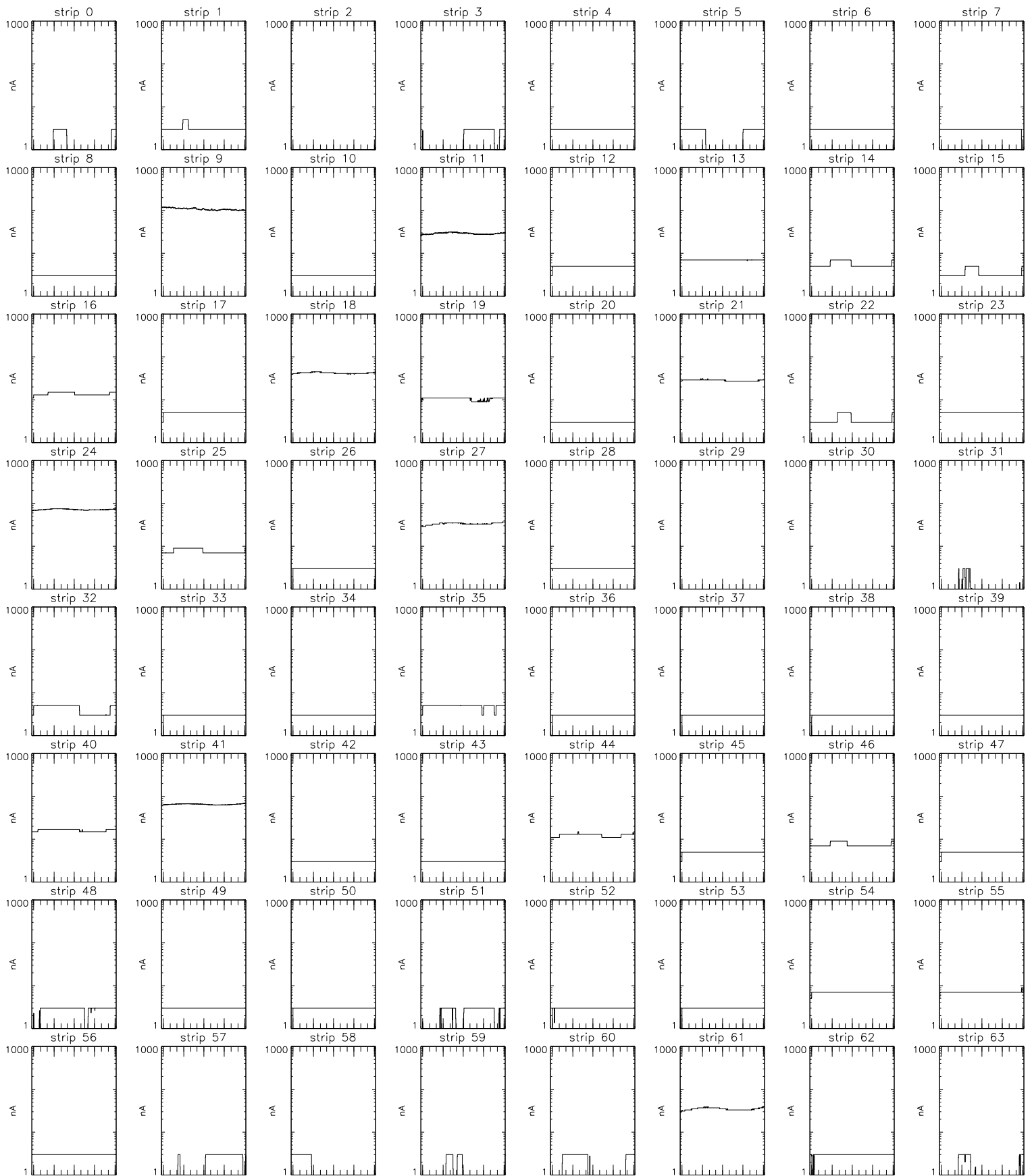
Oct Jan Apr Jul Oct
time (23-Sep-1998 to 06-Oct-1999)

Bartels Rotation 2255-2268 - Daily Averages
Leakage Current - M1B - High Voltage Side
(23-Sep-1998 thru 05-Oct-1999) (266/1998 thru 278/1999)




Oct Jan Apr Jul Oct
time (23-Sep-1998 to 06-Oct-1999)

Bartels Rotation 2255-2268 – Daily Averages
Leakage Current – M2B – Ground Side
(23-Sep-1998 thru 05-Oct-1999) (266/1998 thru 278/1999)



Oct Jan Apr Jul Oct
time (23-Sep-1998 to 06-Oct-1999)

Bartels Rotation 2255-2268 – Daily Averages
Leakage Current – M2B – High Voltage Side
(23-Sep-1998 thru 05-Oct-1999) (266/1998 thru 278/1999)



Oct Jan Apr Jul Oct
time (23-Sep-1998 to 06-Oct-1999)