



Bartels Rotation 2268 – Daily Averages  
 Leakage Current – M1A – Ground Side  
 (09-Sep-1999 thru 05-Oct-1999) (252/1999 thru 278/1999)




11 16 21 26 Oct 1 6  
 time (09-Sep-1999 to 06-Oct-1999)

Bartels Rotation 2268 – Daily Averages  
Leakage Current – M1A – High Voltage Side  
(09-Sep-1999 thru 05-Oct-1999) (252/1999 thru 278/1999)




11 16 21 26 Oct 1 6  
time (09-Sep-1999 to 06-Oct-1999)

Bartels Rotation 2268 – Daily Averages  
Leakage Current – M2A – Ground Side  
(09-Sep-1999 thru 05-Oct-1999) (252/1999 thru 278/1999)




11 16 21 26 Oct 1 6  
time (09-Sep-1999 to 06-Oct-1999)

Bartels Rotation 2268 – Daily Averages  
Leakage Current – M2A – High Voltage Side  
(09-Sep-1999 thru 05-Oct-1999) (252/1999 thru 278/1999)




11 16 21 26 Oct 1 6  
time (09-Sep-1999 to 06-Oct-1999)

Bartels Rotation 2268 – Daily Averages  
Leakage Current – M1B – Ground Side  
(09-Sep-1999 thru 05-Oct-1999) (252/1999 thru 278/1999)




11 16 21 26 Oct 1 6  
time (09-Sep-1999 to 06-Oct-1999)

Bartels Rotation 2268 – Daily Averages  
Leakage Current – M1B – High Voltage Side  
(09-Sep-1999 thru 05-Oct-1999) (252/1999 thru 278/1999)




11 16 21 26 Oct 1 6  
time (09-Sep-1999 to 06-Oct-1999)

Bartels Rotation 2268 – Daily Averages  
Leakage Current – M2B – Ground Side  
(09-Sep-1999 thru 05-Oct-1999) (252/1999 thru 278/1999)



11 16 21 26 Oct 1 6  
time (09-Sep-1999 to 06-Oct-1999)

Bartels Rotation 2268 – Daily Averages  
Leakage Current – M2B – High Voltage Side  
(09-Sep-1999 thru 05-Oct-1999) (252/1999 thru 278/1999)



11 16 21 26 Oct 1 6  
time (09-Sep-1999 to 06-Oct-1999)