


Bartels Rotation 2256-2269 – Daily Averages
Leakage Current – M1A – Ground Side
(20-Oct-1998 thru 01-Nov-1999) (293/1998 thru 305/1999)



Jan


Apr

Jul

Oct


time (20-Oct-1998 to 02-Nov-1999)

Bartels Rotation 2256-2269 - Daily Averages
Leakage Current - M1A - High Voltage Side
(20-Oct-1998 thru 01-Nov-1999) (293/1998 thru 305/1999)



Jan Apr Jul Oct
time (20-Oct-1998 to 02-Nov-1999)

Bartels Rotation 2256-2269 - Daily Averages
Leakage Current - M2A - Ground Side
(20-Oct-1998 thru 01-Nov-1999) (293/1998 thru 305/1999)



Jan


Apr

Jul

Oct


time (20-Oct-1998 to 02-Nov-1999)

Bartels Rotation 2256-2269 - Daily Averages
Leakage Current - M2A - High Voltage Side
(20-Oct-1998 thru 01-Nov-1999) (293/1998 thru 305/1999)




Jan Apr Jul Oct
time (20-Oct-1998 to 02-Nov-1999)

Bartels Rotation 2256-2269 – Daily Averages
Leakage Current – M1B – Ground Side
(20-Oct-1998 thru 01-Nov-1999) (293/1998 thru 305/1999)



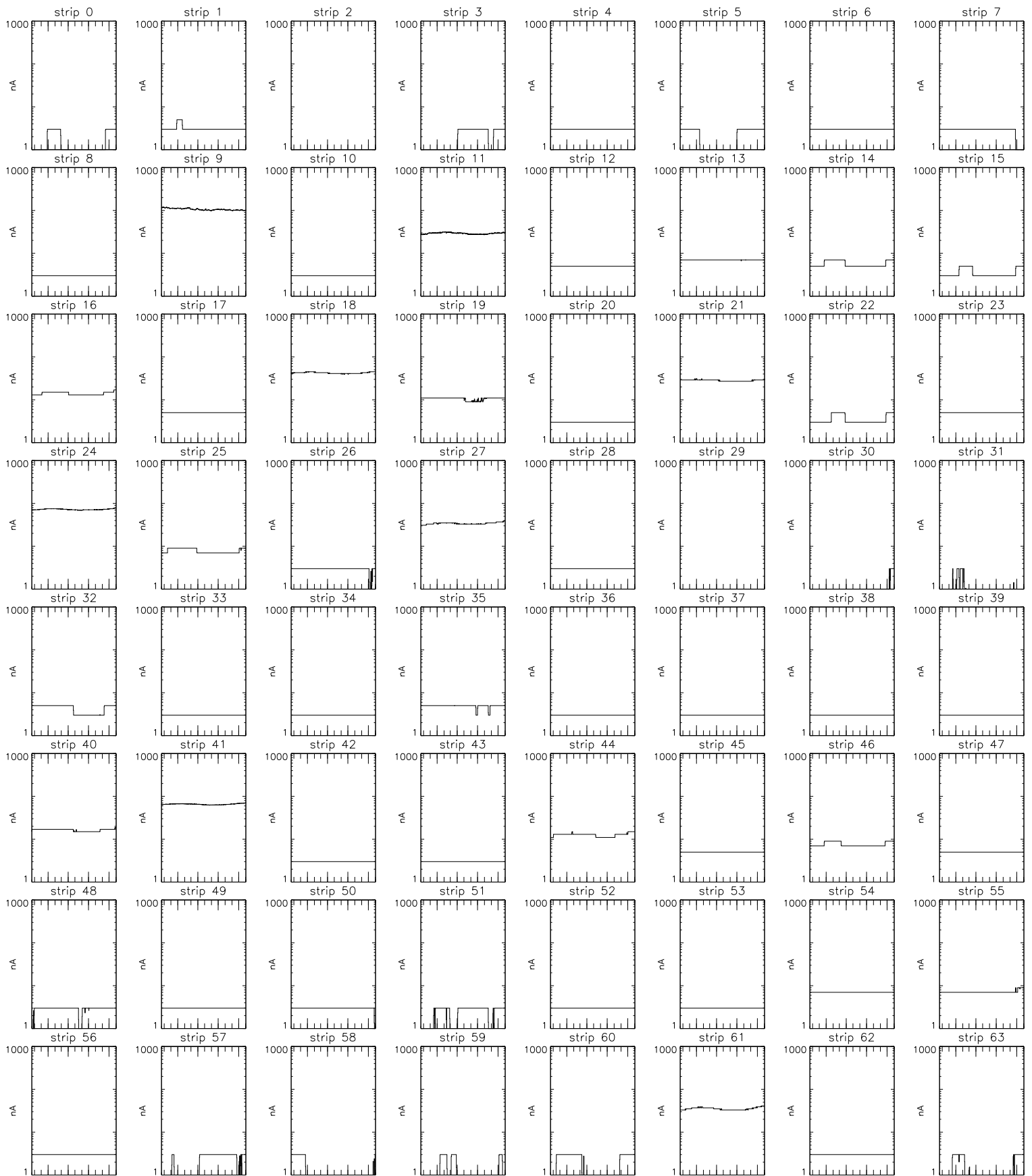
Jan Apr Jul Oct
time (20-Oct-1998 to 02-Nov-1999)

Bartels Rotation 2256-2269 - Daily Averages
Leakage Current - M1B - High Voltage Side
(20-Oct-1998 thru 01-Nov-1999) (293/1998 thru 305/1999)



Jan Apr Jul Oct
time (20-Oct-1998 to 02-Nov-1999)

Bartels Rotation 2256-2269 - Daily Averages
Leakage Current - M2B - Ground Side
(20-Oct-1998 thru 01-Nov-1999) (293/1998 thru 305/1999)



Jan


Apr

Jul

Oct

time (20-Oct-1998 to 02-Nov-1999)

Bartels Rotation 2256-2269 – Daily Averages
Leakage Current – M2B – High Voltage Side
(20-Oct-1998 thru 01-Nov-1999) (293/1998 thru 305/1999)



Jan Apr Jul Oct
time (20-Oct-1998 to 02-Nov-1999)