



Bartels Rotation 2269 – Daily Averages
Leakage Current – M1A – Ground Side
(06-Oct-1999 thru 01-Nov-1999) (279/1999 thru 305/1999)




Bartels Rotation 2269 – Daily Averages
Leakage Current – M1A – High Voltage Side
(06-Oct-1999 thru 01-Nov-1999) (279/1999 thru 305/1999)




6 11 16 21 26 Nov 1
time (06-Oct-1999 to 02-Nov-1999)

Bartels Rotation 2269 – Daily Averages
Leakage Current – M2A – Ground Side
(06-Oct-1999 thru 01-Nov-1999) (279/1999 thru 305/1999)




6 11 16 21 26 Nov 1
time (06-Oct-1999 to 02-Nov-1999)

Bartels Rotation 2269 – Daily Averages
Leakage Current – M2A – High Voltage Side
(06-Oct-1999 thru 01-Nov-1999) (279/1999 thru 305/1999)




6 11 16 21 26 Nov 1
time (06-Oct-1999 to 02-Nov-1999)

Bartels Rotation 2269 – Daily Averages
Leakage Current – M1B – Ground Side
(06-Oct-1999 thru 01-Nov-1999) (279/1999 thru 305/1999)




6 11 16 21 26 Nov 1
time (06-Oct-1999 to 02-Nov-1999)

Bartels Rotation 2269 – Daily Averages
 Leakage Current – M1B – High Voltage Side
 (06-Oct-1999 thru 01-Nov-1999) (279/1999 thru 305/1999)




6 11 16 21 26 Nov 1
 time (06-Oct-1999 to 02-Nov-1999)

Bartels Rotation 2269 – Daily Averages
Leakage Current – M2B – Ground Side
(06–Oct–1999 thru 01–Nov–1999) (279/1999 thru 305/1999)



6 11 16 21 26 Nov 1
time (06–Oct–1999 to 02–Nov–1999)

Bartels Rotation 2269 – Daily Averages
Leakage Current – M2B – High Voltage Side
(06-Oct-1999 thru 01-Nov-1999) (279/1999 thru 305/1999)



6 11 16 21 26 Nov 1
time (06-Oct-1999 to 02-Nov-1999)