



Bartels Rotation 2257-2270 - Daily Averages
Leakage Current - M1A - Ground Side
(16-Nov-1998 thru 28-Nov-1999) (320/1998 thru 332/1999)



Bartels Rotation 2257-2270 - Daily Averages
Leakage Current - M1A - High Voltage Side
(16-Nov-1998 thru 28-Nov-1999) (320/1998 thru 332/1999)



Jan


Apr

Jul

Oct

time (16-Nov-1998 to 29-Nov-1999)

Bartels Rotation 2257-2270 – Daily Averages
Leakage Current – M2A – Ground Side
(16–Nov–1998 thru 28–Nov–1999) (320/1998 thru 332/1999)



Jan


Apr

Jul

Oct

time (16–Nov–1998 to 29–Nov–1999)

Bartels Rotation 2257-2270 - Daily Averages
Leakage Current - M2A - High Voltage Side
(16-Nov-1998 thru 28-Nov-1999) (320/1998 thru 332/1999)



Jan


Apr

Jul

Oct

time (16-Nov-1998 to 29-Nov-1999)

Bartels Rotation 2257-2270 – Daily Averages
Leakage Current – M1B – Ground Side
(16–Nov–1998 thru 28–Nov–1999) (320/1998 thru 332/1999)



Jan


Apr

Jul

Oct

time (16–Nov–1998 to 29–Nov–1999)

Bartels Rotation 2257-2270 – Daily Averages
Leakage Current – M1B – High Voltage Side
(16-Nov-1998 thru 28-Nov-1999) (320/1998 thru 332/1999)



Jan


Apr

Jul


Oct

time (16-Nov-1998 to 29-Nov-1999)

Bartels Rotation 2257-2270 – Daily Averages
 Leakage Current – M2B – Ground Side
 (16–Nov–1998 thru 28–Nov–1999) (320/1998 thru 332/1999)



Bartels Rotation 2257-2270 – Daily Averages
 Leakage Current – M2B – High Voltage Side
 (16–Nov–1998 thru 28–Nov–1999) (320/1998 thru 332/1999)



Jan

Apr

Jul

Oct

time (16–Nov–1998 to 29–Nov–1999)