



Bartels Rotation 2258-2271 – Daily Averages
Leakage Current – M1A – Ground Side
(13-Dec-1998 thru 25-Dec-1999) (347/1998 thru 359/1999)



Bartels Rotation 2258-2271 - Daily Averages
Leakage Current - M1A - High Voltage Side
(13-Dec-1998 thru 25-Dec-1999) (347/1998 thru 359/1999)



Jan


Apr

Jul

Oct

time (13-Dec-1998 to 26-Dec-1999)

Bartels Rotation 2258-2271 – Daily Averages
Leakage Current – M2A – Ground Side
(13-Dec-1998 thru 25-Dec-1999) (347/1998 thru 359/1999)



Jan


Apr

Jul

Oct

time (13-Dec-1998 to 26-Dec-1999)

Bartels Rotation 2258-2271 - Daily Averages
Leakage Current - M2A - High Voltage Side
(13-Dec-1998 thru 25-Dec-1999) (347/1998 thru 359/1999)



Jan


Apr

Jul

Oct

time (13-Dec-1998 to 26-Dec-1999)

Bartels Rotation 2258-2271 – Daily Averages
Leakage Current – M1B – Ground Side
(13-Dec-1998 thru 25-Dec-1999) (347/1998 thru 359/1999)



Jan


Apr

Jul

Oct

time (13-Dec-1998 to 26-Dec-1999)

Bartels Rotation 2258-2271 - Daily Averages
Leakage Current - M1B - High Voltage Side
(13-Dec-1998 thru 25-Dec-1999) (347/1998 thru 359/1999)



Jan


Apr

Jul

Oct

time (13-Dec-1998 to 26-Dec-1999)

Bartels Rotation 2258-2271 – Daily Averages
Leakage Current – M2B – Ground Side
(13-Dec-1998 thru 25-Dec-1999) (347/1998 thru 359/1999)



Jan


Apr

Jul

Oct

time (13-Dec-1998 to 26-Dec-1999)

Bartels Rotation 2258-2271 – Daily Averages
 Leakage Current – M2B – High Voltage Side
 (13-Dec-1998 thru 25-Dec-1999) (347/1998 thru 359/1999)



Jan

Apr

Jul

Oct

time (13-Dec-1998 to 26-Dec-1999)