



Bartels Rotation 2271 – Daily Averages  
Leakage Current – M1A – Ground Side  
(29–Nov–1999 thru 25–Dec–1999) (333/1999 thru 359/1999)




Dec 1 6 11 16 21 26  
time (29–Nov–1999 to 26–Dec–1999)

Bartels Rotation 2271 – Daily Averages  
Leakage Current – M1A – High Voltage Side  
(29–Nov–1999 thru 25–Dec–1999) (333/1999 thru 359/1999)




Dec 1 6 11 16 21 26  
time (29–Nov–1999 to 26–Dec–1999)

Bartels Rotation 2271 – Daily Averages  
Leakage Current – M2A – Ground Side  
(29–Nov–1999 thru 25–Dec–1999) (333/1999 thru 359/1999)




Dec 1 6 11 16 21 26  
time (29–Nov–1999 to 26–Dec–1999)

Bartels Rotation 2271 – Daily Averages  
Leakage Current – M2A – High Voltage Side  
(29–Nov–1999 thru 25–Dec–1999) (333/1999 thru 359/1999)




Dec 1 6 11 16 21 26  
time (29–Nov–1999 to 26–Dec–1999)

Bartels Rotation 2271 – Daily Averages  
Leakage Current – M1B – Ground Side  
(29–Nov–1999 thru 25–Dec–1999) (333/1999 thru 359/1999)




Dec 1 6 11 16 21 26  
time (29–Nov–1999 to 26–Dec–1999)

Bartels Rotation 2271 – Daily Averages  
 Leakage Current – M1B – High Voltage Side  
 (29–Nov–1999 thru 25–Dec–1999) (333/1999 thru 359/1999)




time (29–Nov–1999 to 26–Dec–1999)

Bartels Rotation 2271 – Daily Averages  
Leakage Current – M2B – Ground Side  
(29–Nov–1999 thru 25–Dec–1999) (333/1999 thru 359/1999)



Bartels Rotation 2271 – Daily Averages  
Leakage Current – M2B – High Voltage Side  
(29–Nov–1999 thru 25–Dec–1999) (333/1999 thru 359/1999)



Dec 1 6 11 16 21 26  
time (29–Nov–1999 to 26–Dec–1999)