


Bartels Rotation 2259-2272 - Daily Averages  
Leakage Current - M1A - Ground Side  
(09-Jan-1999 thru 21-Jan-2000) (009/1999 thru 021/2000)



Apr


Jul

Oct

Jan


time (09-Jan-1999 to 22-Jan-2000)

Bartels Rotation 2259-2272 - Daily Averages  
Leakage Current - M1A - High Voltage Side  
(09-Jan-1999 thru 21-Jan-2000) (009/1999 thru 021/2000)



Apr Jul Oct Jan  
time (09-Jan-1999 to 22-Jan-2000)

Bartels Rotation 2259-2272 - Daily Averages  
Leakage Current - M2A - Ground Side  
(09-Jan-1999 thru 21-Jan-2000) (009/1999 thru 021/2000)



Apr


Jul

Oct

Jan


time (09-Jan-1999 to 22-Jan-2000)

Bartels Rotation 2259-2272 - Daily Averages  
Leakage Current - M2A - High Voltage Side  
(09-Jan-1999 thru 21-Jan-2000) (009/1999 thru 021/2000)




Apr Jul Oct Jan  
time (09-Jan-1999 to 22-Jan-2000)

Bartels Rotation 2259-2272 - Daily Averages  
Leakage Current - M1B - Ground Side  
(09-Jan-1999 thru 21-Jan-2000) (009/1999 thru 021/2000)



Apr Jul Oct Jan  
time (09-Jan-1999 to 22-Jan-2000)

Bartels Rotation 2259-2272 - Daily Averages  
Leakage Current - M1B - High Voltage Side  
(09-Jan-1999 thru 21-Jan-2000) (009/1999 thru 021/2000)



Apr

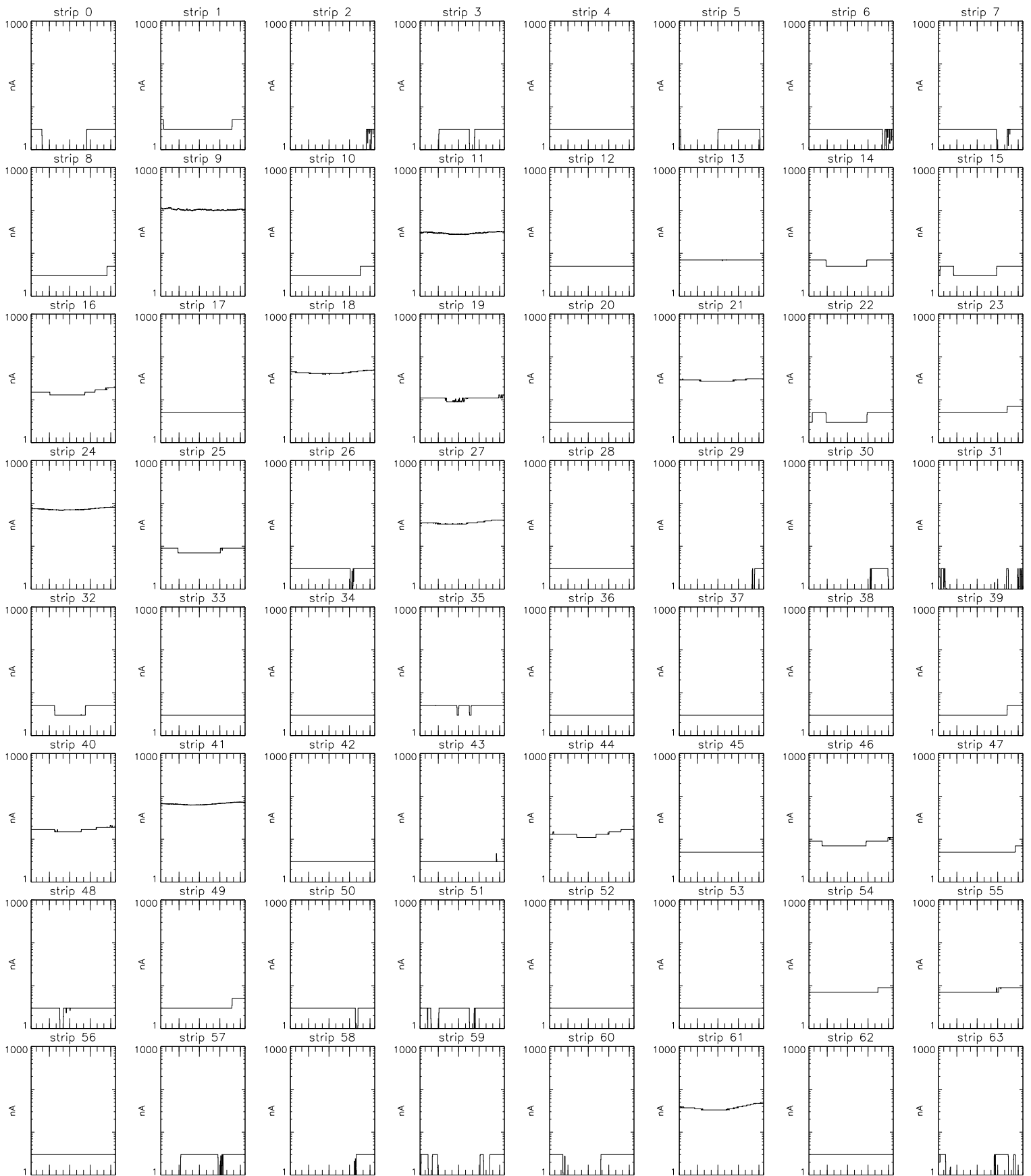
Jul

Oct

Jan

time (09-Jan-1999 to 22-Jan-2000)

Bartels Rotation 2259-2272 - Daily Averages  
Leakage Current - M2B - Ground Side  
(09-Jan-1999 thru 21-Jan-2000) (009/1999 thru 021/2000)



Apr


Jul

Oct

Jan

time (09-Jan-1999 to 22-Jan-2000)

Bartels Rotation 2259-2272 - Daily Averages  
Leakage Current - M2B - High Voltage Side  
(09-Jan-1999 thru 21-Jan-2000) (009/1999 thru 021/2000)



Apr Jul Oct Jan  
time (09-Jan-1999 to 22-Jan-2000)