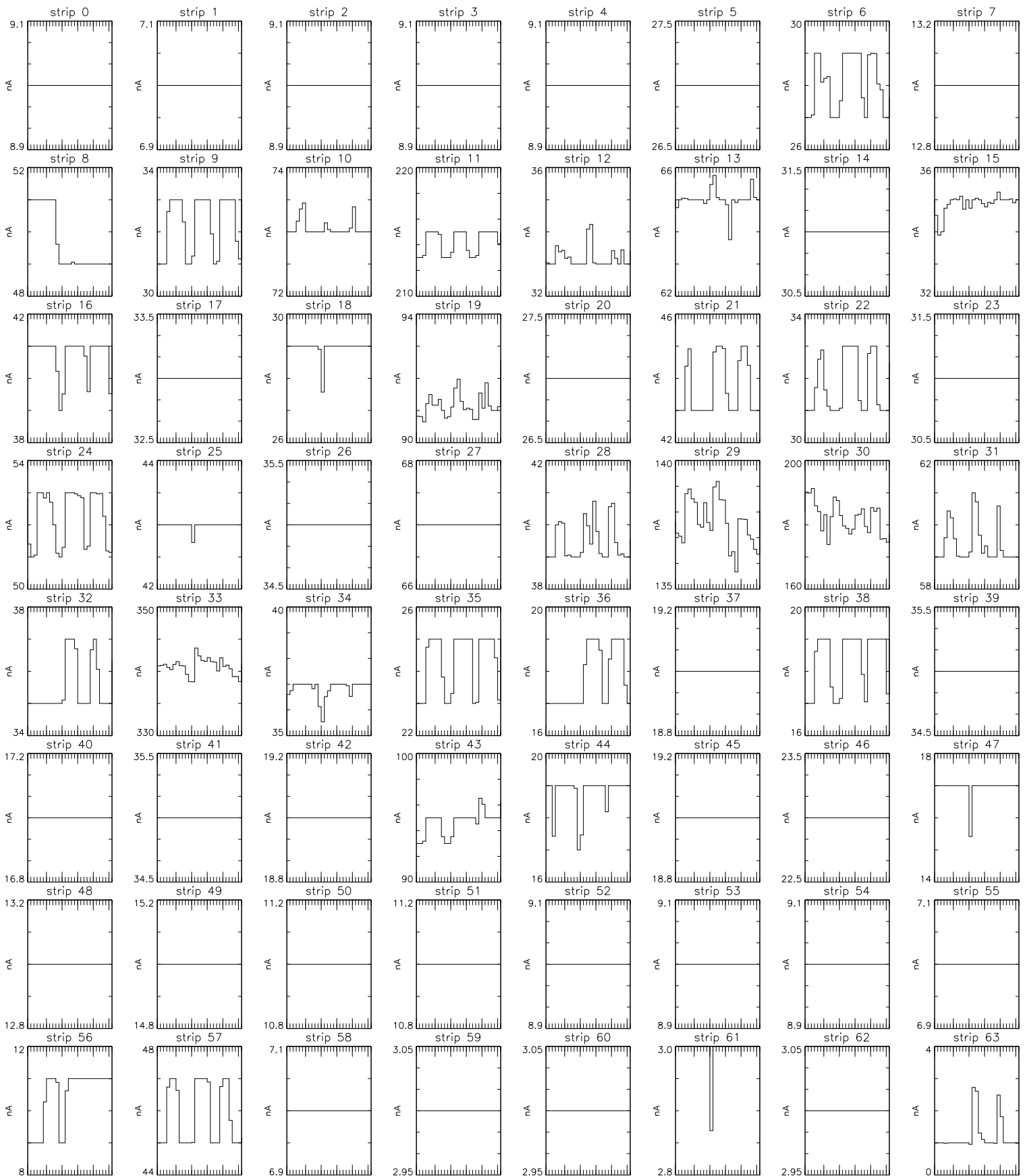



Bartels Rotation 2272 – Daily Averages
 Leakage Current – M1A – Ground Side
 (26-Dec-1999 thru 21-Jan-2000) (360/1999 thru 021/2000)




26 Jan 1 6 11 16 21 24
 time (26-Dec-1999 to 22-Jan-2000)

Bartels Rotation 2272 – Daily Averages
Leakage Current – M1A – High Voltage Side
(26-Dec-1999 thru 21-Jan-2000) (360/1999 thru 021/2000)




26 Jan 1 6 11 16 21 25
time (26-Dec-1999 to 22-Jan-2000)

Bartels Rotation 2272 – Daily Averages
Leakage Current – M2A – Ground Side
(26-Dec-1999 thru 21-Jan-2000) (360/1999 thru 021/2000)




26 Jan 1 6 11 16 21
time (26-Dec-1999 to 22-Jan-2000)

Bartels Rotation 2272 – Daily Averages
 Leakage Current – M2A – High Voltage Side
 (26-Dec-1999 thru 21-Jan-2000) (360/1999 thru 021/2000)



26 Jan 1 6 11 16 21
 time (26-Dec-1999 to 22-Jan-2000)


Bartels Rotation 2272 – Daily Averages
 Leakage Current – M1B – Ground Side
 (26-Dec-1999 thru 21-Jan-2000) (360/1999 thru 021/2000)



26 Jan 1 6 11 16 21

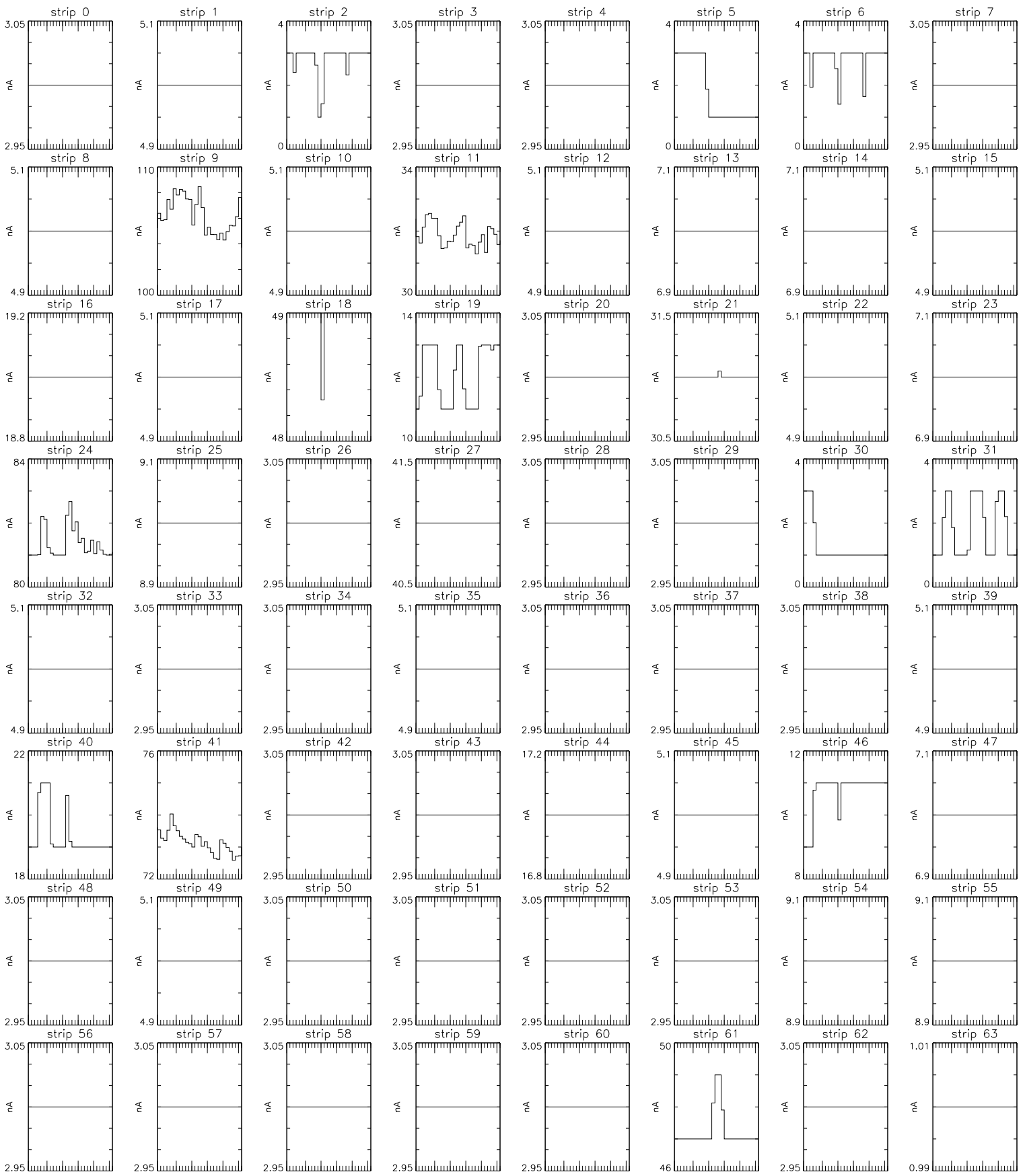
time (26-Dec-1999 to 22-Jan-2000)

Bartels Rotation 2272 – Daily Averages
 Leakage Current – M1B – High Voltage Side
 (26-Dec-1999 thru 21-Jan-2000) (360/1999 thru 021/2000)



time (26-Dec-1999 to 22-Jan-2000)


Bartels Rotation 2272 – Daily Averages
 Leakage Current – M2B – Ground Side
 (26-Dec-1999 thru 21-Jan-2000) (360/1999 thru 021/2000)



26
Jan 1
6
11
16
21

time (26-Dec-1999 to 22-Jan-2000)

Bartels Rotation 2272 – Daily Averages
 Leakage Current – M2B – High Voltage Side
 (26-Dec-1999 thru 21-Jan-2000) (360/1999 thru 021/2000)



26 Jan 1 6 11 16 21
 time (26-Dec-1999 to 22-Jan-2000)