



Bartels Rotation 2260-2273 - Daily Averages  
Leakage Current - M1A - Ground Side  
(05-Feb-1999 thru 17-Feb-2000) (036/1999 thru 048/2000)



Apr Jul Oct Jan  
time (05-Feb-1999 to 18-Feb-2000)

Bartels Rotation 2260-2273 - Daily Averages  
Leakage Current - M1A - High Voltage Side  
(05-Feb-1999 thru 17-Feb-2000) (036/1999 thru 048/2000)



Apr


Jul

Oct

Jan

time (05-Feb-1999 to 18-Feb-2000)

Bartels Rotation 2260-2273 – Daily Averages  
Leakage Current – M2A – Ground Side  
(05-Feb-1999 thru 17-Feb-2000) (036/1999 thru 048/2000)



Apr


Jul

Oct

Jan

time (05-Feb-1999 to 18-Feb-2000)

Bartels Rotation 2260-2273 - Daily Averages  
Leakage Current - M2A - High Voltage Side  
(05-Feb-1999 thru 17-Feb-2000) (036/1999 thru 048/2000)



Apr


Jul

Oct

Jan

time (05-Feb-1999 to 18-Feb-2000)

Bartels Rotation 2260-2273 – Daily Averages  
Leakage Current – M1B – Ground Side  
(05-Feb-1999 thru 17-Feb-2000) (036/1999 thru 048/2000)



Apr


Jul

Oct

Jan

time (05-Feb-1999 to 18-Feb-2000)

Bartels Rotation 2260-2273 - Daily Averages  
Leakage Current - M1B - High Voltage Side  
(05-Feb-1999 thru 17-Feb-2000) (036/1999 thru 048/2000)



Apr

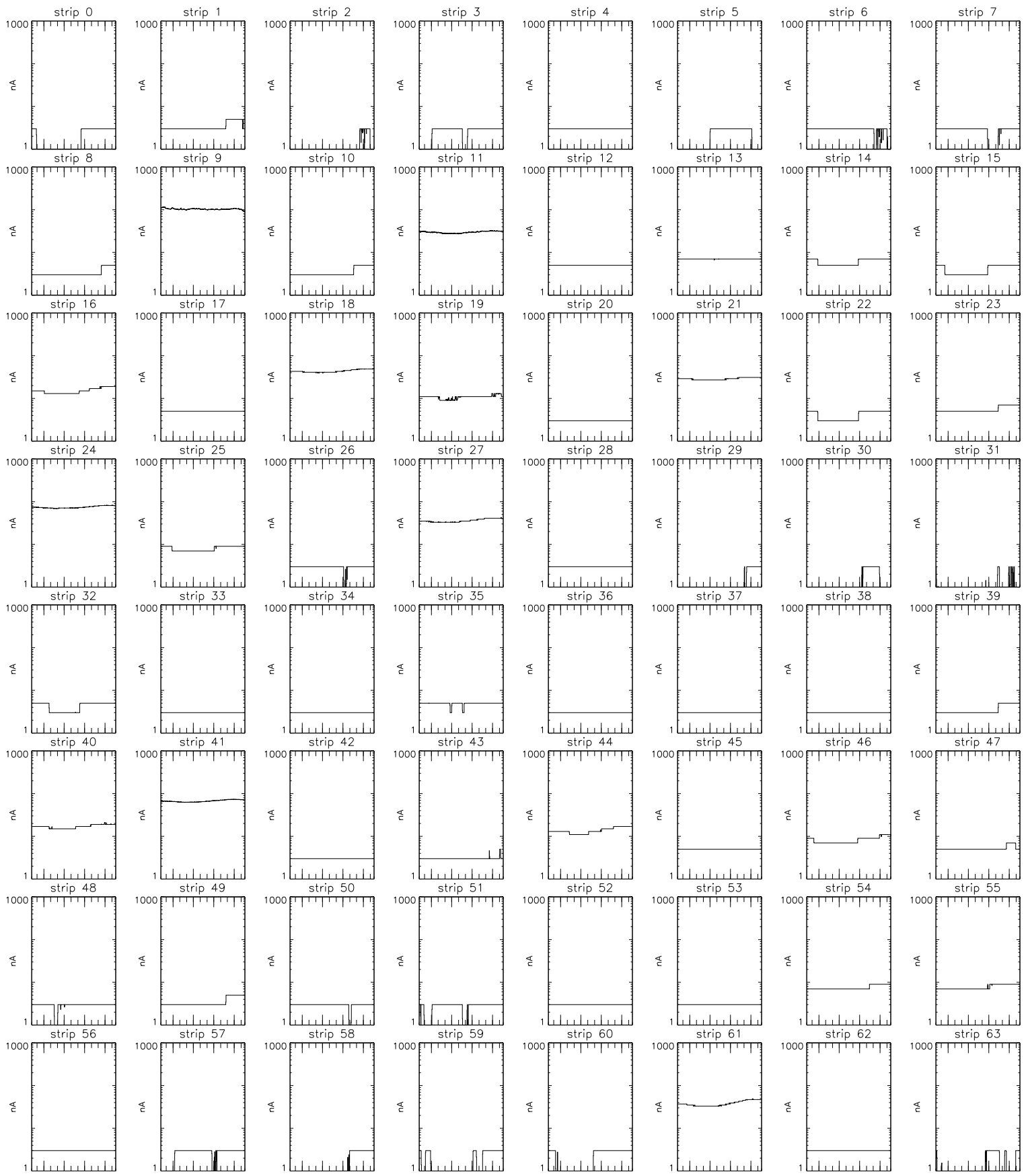
Jul

Oct

Jan

time (05-Feb-1999 to 18-Feb-2000)

Bartels Rotation 2260-2273 – Daily Averages  
Leakage Current – M2B – Ground Side  
(05-Feb-1999 thru 17-Feb-2000) (036/1999 thru 048/2000)



Apr


Jul

Oct

Jan

time (05-Feb-1999 to 18-Feb-2000)

Bartels Rotation 2260-2273 - Daily Averages  
Leakage Current - M2B - High Voltage Side  
(05-Feb-1999 thru 17-Feb-2000) (036/1999 thru 048/2000)



Apr

Jul

Oct

Jan

time (05-Feb-1999 to 18-Feb-2000)