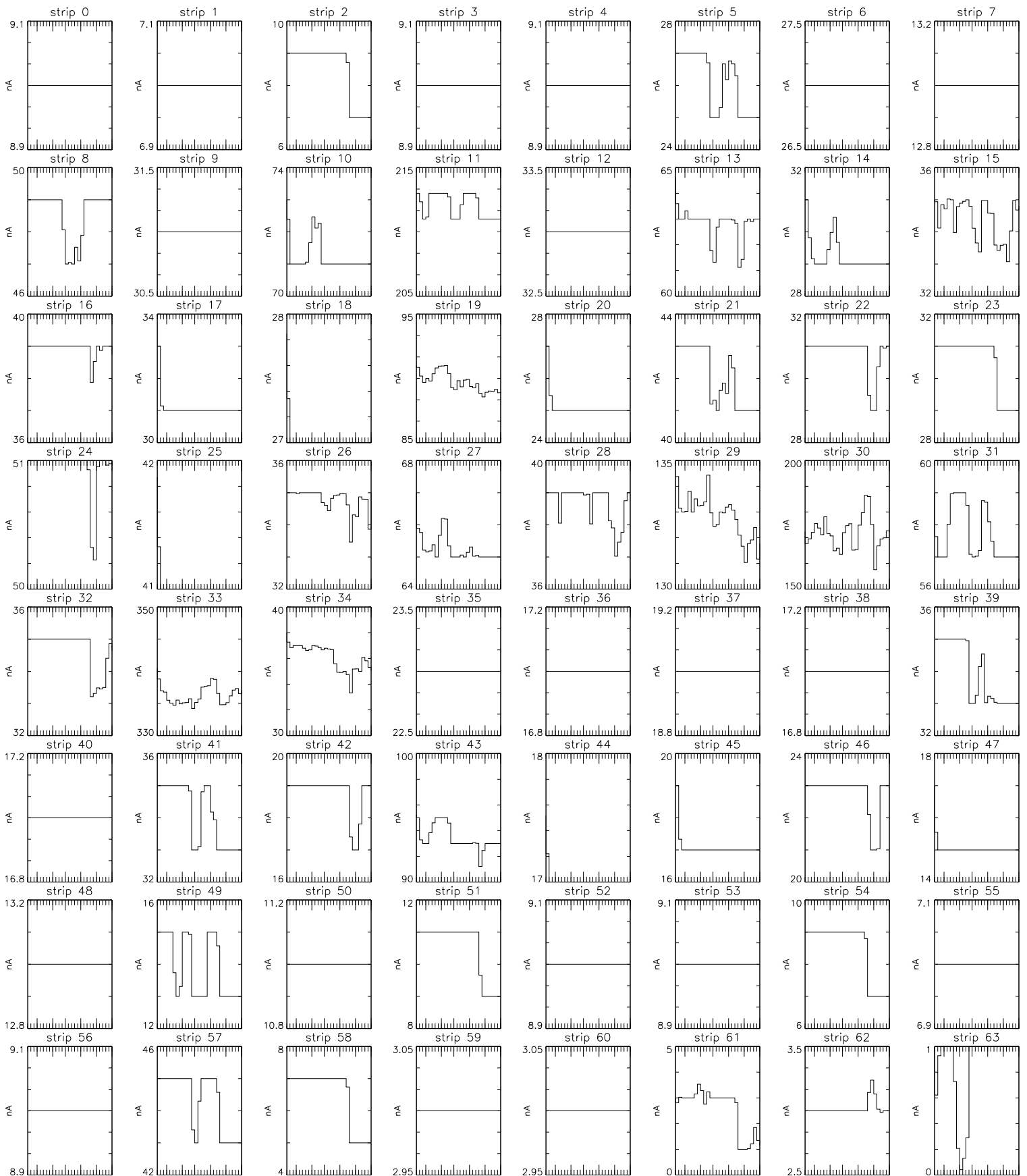



Bartels Rotation 2274 – Daily Averages
 Leakage Current – M1A – Ground Side
 (18-Feb-2000 thru 15-Mar-2000) (049/2000 thru 075/2000)



21 26 Mar 1 6 11 16
 time (18-Feb-2000 to 16-Mar-2000)

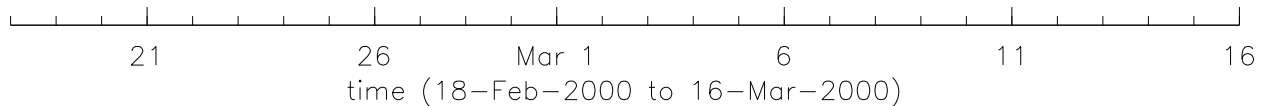

Bartels Rotation 2274 – Daily Averages
 Leakage Current – M1A – High Voltage Side
 (18-Feb-2000 thru 15-Mar-2000) (049/2000 thru 075/2000)



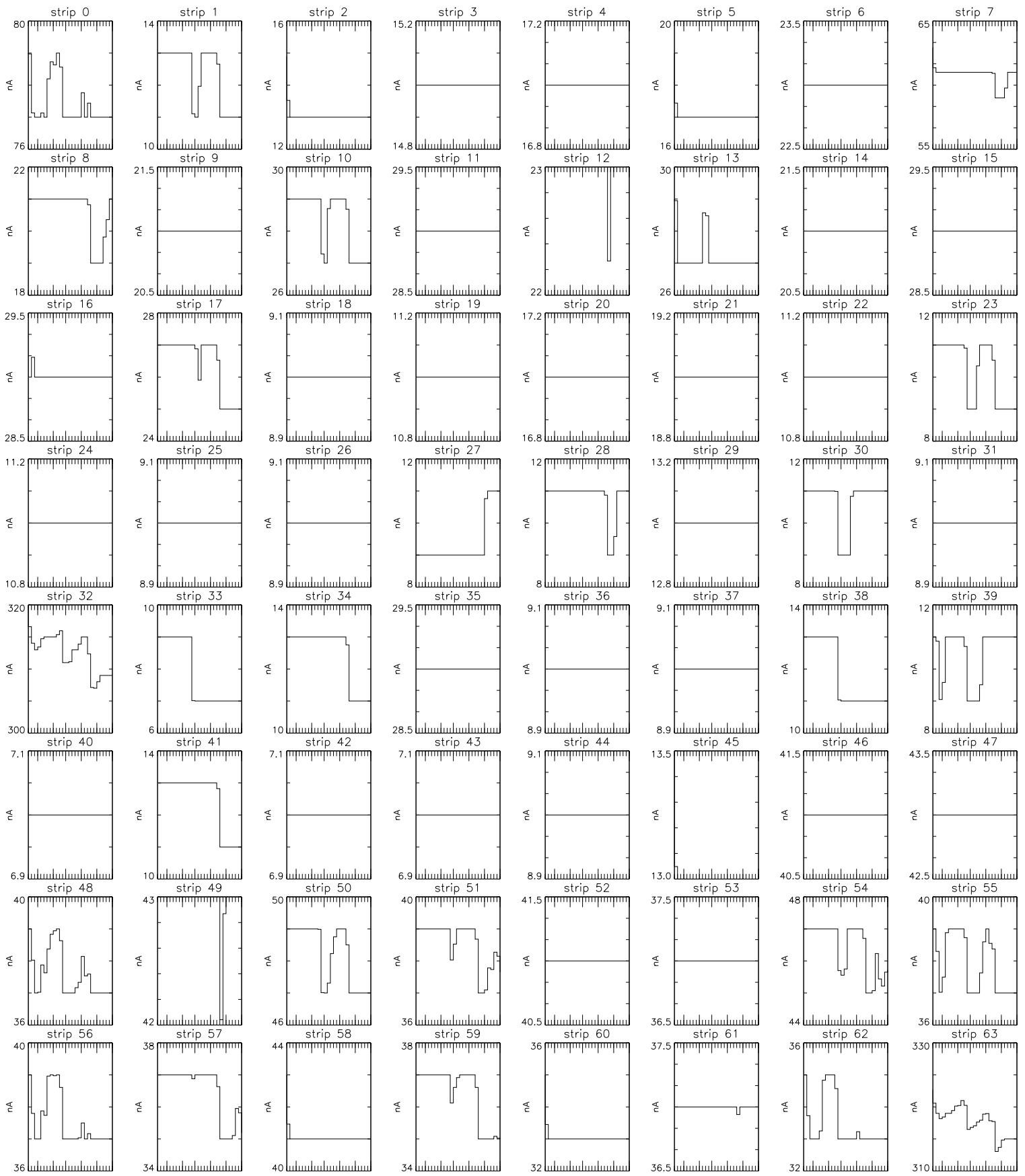
21 26 Mar 1 6 11 16

time (18-Feb-2000 to 16-Mar-2000)

Bartels Rotation 2274 – Daily Averages
 Leakage Current – M2A – Ground Side
 (18-Feb-2000 thru 15-Mar-2000) (049/2000 thru 075/2000)

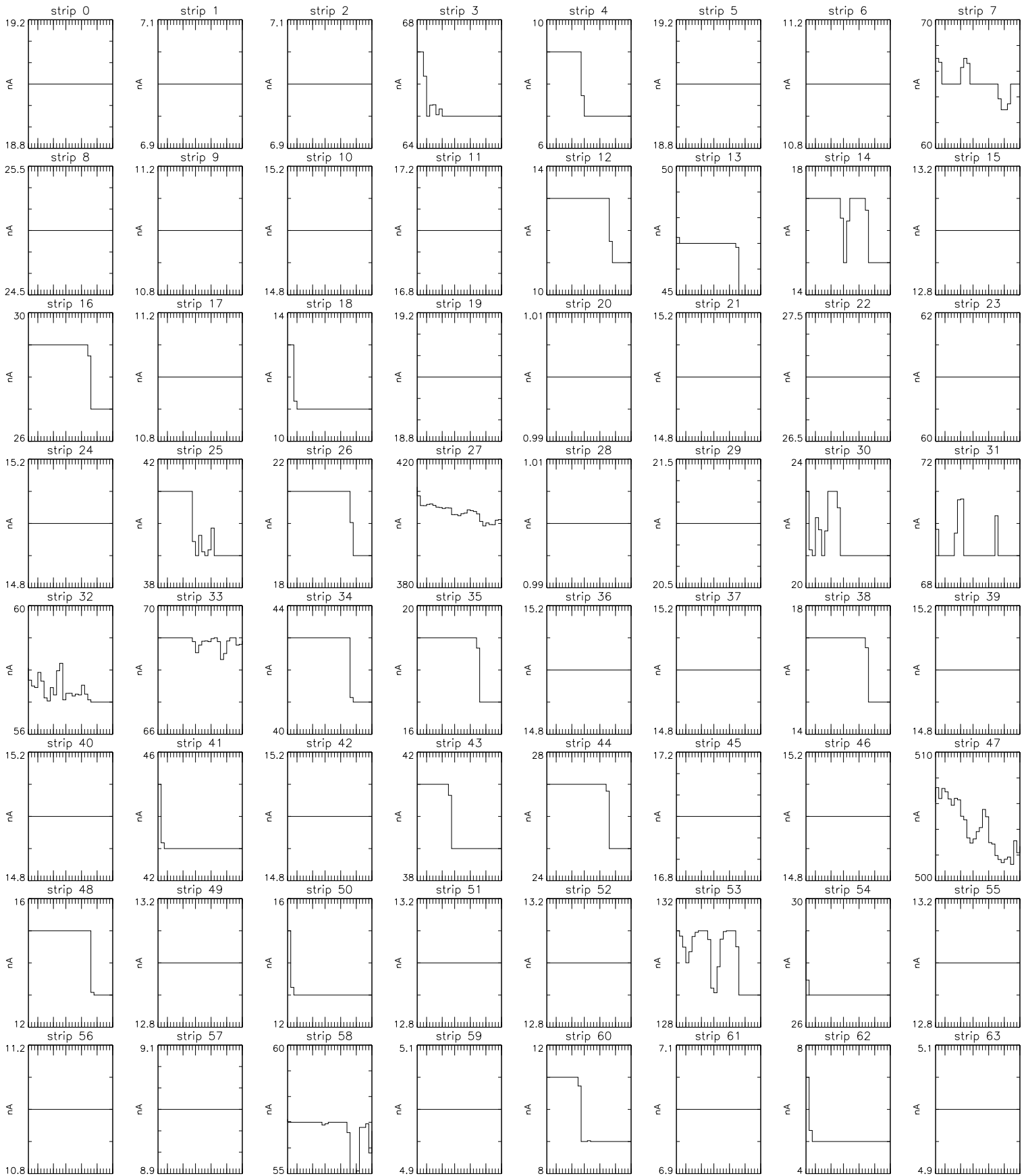


Bartels Rotation 2274 – Daily Averages
 Leakage Current – M2A – High Voltage Side
 (18-Feb-2000 thru 15-Mar-2000) (049/2000 thru 075/2000)




21 26 Mar 1 6 11 16
 time (18-Feb-2000 to 16-Mar-2000)

Bartels Rotation 2274 – Daily Averages
 Leakage Current – M1B – Ground Side
 (18-Feb-2000 thru 15-Mar-2000) (049/2000 thru 075/2000)



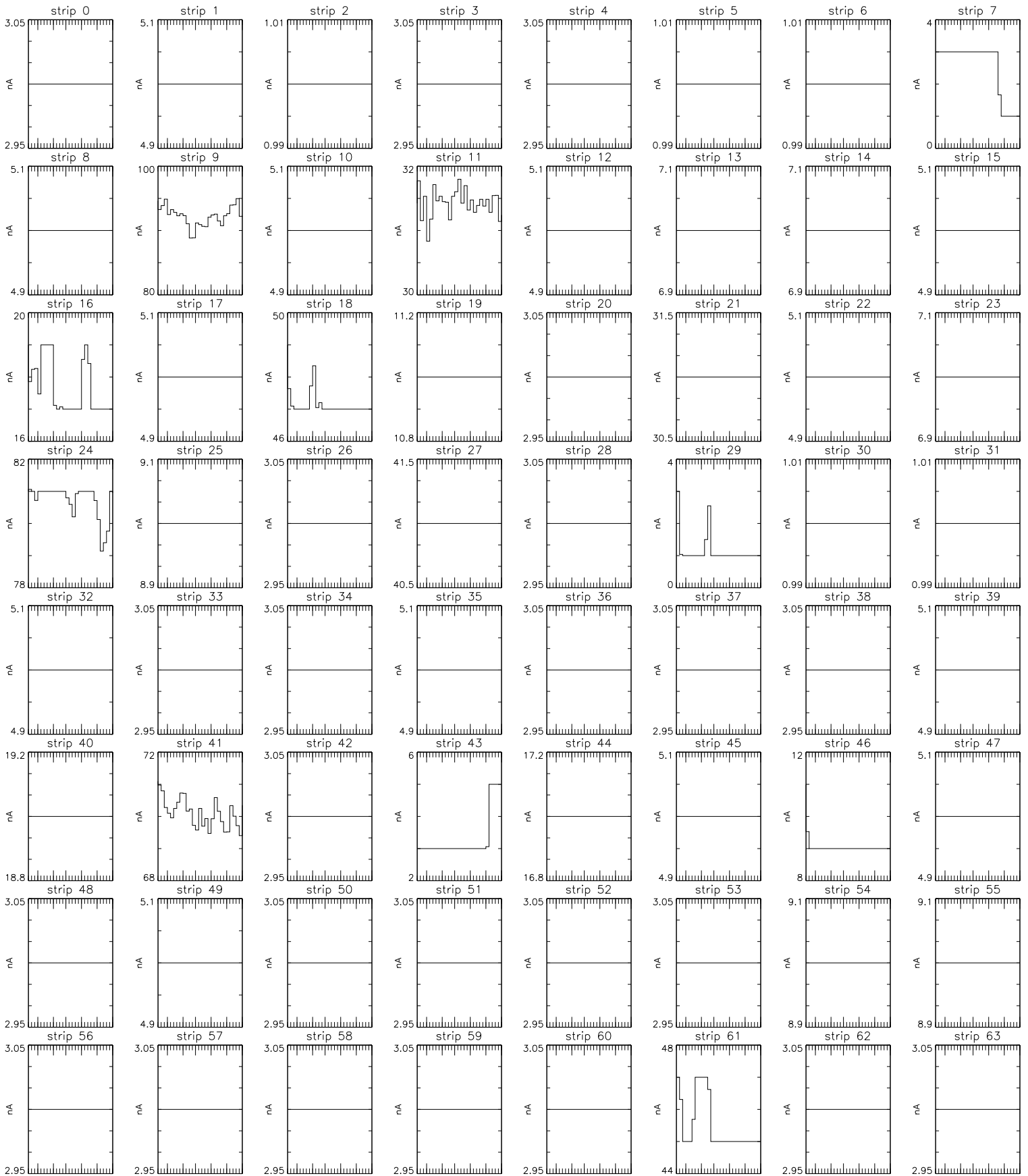
21 26 Mar 1 6 11 16
 time (18-Feb-2000 to 16-Mar-2000)

Bartels Rotation 2274 – Daily Averages
 Leakage Current – M1B – High Voltage Side
 (18-Feb-2000 thru 15-Mar-2000) (049/2000 thru 075/2000)




21 26 Mar 1 6 11 16
 time (18-Feb-2000 to 16-Mar-2000)

Bartels Rotation 2274 – Daily Averages
 Leakage Current – M2B – Ground Side
 (18-Feb-2000 thru 15-Mar-2000) (049/2000 thru 075/2000)



Bartels Rotation 2274 – Daily Averages
 Leakage Current – M2B – High Voltage Side
 (18-Feb-2000 thru 15-Mar-2000) (049/2000 thru 075/2000)



21 26 Mar 1 6 11 16
 time (18-Feb-2000 to 16-Mar-2000)