



Bartels Rotation 2275 – Daily Averages
Leakage Current – M1A – Ground Side
(16-Mar-2000 thru 11-Apr-2000) (076/2000 thru 102/2000)




16 21 26 Apr 1 6 11
time (16-Mar-2000 to 12-Apr-2000)

Bartels Rotation 2275 – Daily Averages
Leakage Current – M1A – High Voltage Side
(16-Mar-2000 thru 11-Apr-2000) (076/2000 thru 102/2000)




16 21 26 Apr 1 6 11
time (16-Mar-2000 to 12-Apr-2000)

Bartels Rotation 2275 – Daily Averages
Leakage Current – M2A – Ground Side
(16-Mar-2000 thru 11-Apr-2000) (076/2000 thru 102/2000)




16 21 26 Apr 1 6 11
time (16-Mar-2000 to 12-Apr-2000)

Bartels Rotation 2275 – Daily Averages
Leakage Current – M2A – High Voltage Side
(16-Mar-2000 thru 11-Apr-2000) (076/2000 thru 102/2000)




16 21 26 Apr 1 6 11
time (16-Mar-2000 to 12-Apr-2000)

Bartels Rotation 2275 – Daily Averages
Leakage Current – M1B – Ground Side
(16-Mar-2000 thru 11-Apr-2000) (076/2000 thru 102/2000)




16 21 26 Apr 1 6 11
time (16-Mar-2000 to 12-Apr-2000)

Bartels Rotation 2275 – Daily Averages
Leakage Current – M1B – High Voltage Side
(16-Mar-2000 thru 11-Apr-2000) (076/2000 thru 102/2000)




16 21 26 Apr 1 6 11
time (16-Mar-2000 to 12-Apr-2000)

Bartels Rotation 2275 – Daily Averages
Leakage Current – M2B – Ground Side
(16-Mar-2000 thru 11-Apr-2000) (076/2000 thru 102/2000)



16 21 26 Apr 1 6 11
time (16-Mar-2000 to 12-Apr-2000)

Bartels Rotation 2275 – Daily Averages
Leakage Current – M2B – High Voltage Side
(16-Mar-2000 thru 11-Apr-2000) (076/2000 thru 102/2000)



16 21 26 Apr 1 6 11
time (16-Mar-2000 to 12-Apr-2000)