



Bartels Rotation 2263-2276 - Daily Averages  
Leakage Current - M1A - Ground Side  
(27-Apr-1999 thru 08-May-2000) (117/1999 thru 129/2000)




Bartels Rotation 2263-2276 - Daily Averages  
Leakage Current - M1A - High Voltage Side  
(27-Apr-1999 thru 08-May-2000) (117/1999 thru 129/2000)




Jul Oct Jan Apr  
time (27-Apr-1999 to 09-May-2000)

Bartels Rotation 2263-2276 – Daily Averages  
Leakage Current – M2A – Ground Side  
(27-Apr-1999 thru 08-May-2000) (117/1999 thru 129/2000)



Jul Oct Jan Apr  
time (27-Apr-1999 to 09-May-2000)

Bartels Rotation 2263-2276 - Daily Averages  
Leakage Current - M2A - High Voltage Side  
(27-Apr-1999 thru 08-May-2000) (117/1999 thru 129/2000)



Jul


Oct

Jan

Apr

time (27-Apr-1999 to 09-May-2000)

Bartels Rotation 2263-2276 – Daily Averages  
Leakage Current – M1B – Ground Side  
(27-Apr-1999 thru 08-May-2000) (117/1999 thru 129/2000)



Jul


Oct

Jan

Apr

time (27-Apr-1999 to 09-May-2000)

Bartels Rotation 2263-2276 - Daily Averages  
Leakage Current - M1B - High Voltage Side  
(27-Apr-1999 thru 08-May-2000) (117/1999 thru 129/2000)



Jul


Oct

Jan

Apr

time (27-Apr-1999 to 09-May-2000)

Bartels Rotation 2263-2276 – Daily Averages  
Leakage Current – M2B – Ground Side  
(27-Apr-1999 thru 08-May-2000) (117/1999 thru 129/2000)



Jul

Oct

Jan

Apr

time (27-Apr-1999 to 09-May-2000)

Bartels Rotation 2263-2276 – Daily Averages  
Leakage Current – M2B – High Voltage Side  
(27-Apr-1999 thru 08-May-2000) (117/1999 thru 129/2000)

