
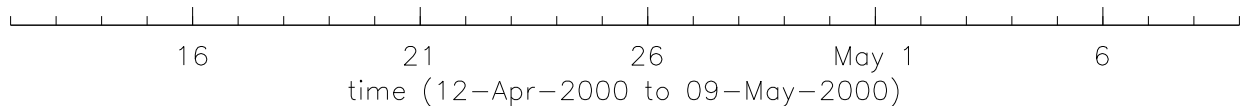



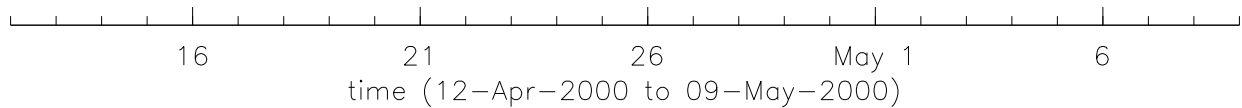

Bartels Rotation 2276 – Daily Averages  
Leakage Current – M1A – Ground Side  
(12-Apr-2000 thru 08-May-2000) (103/2000 thru 129/2000)




Bartels Rotation 2276 – Daily Averages  
Leakage Current – M1A – High Voltage Side  
(12-Apr-2000 thru 08-May-2000) (103/2000 thru 129/2000)



Bartels Rotation 2276 – Daily Averages  
Leakage Current – M2A – Ground Side  
(12-Apr-2000 thru 08-May-2000) (103/2000 thru 129/2000)




Bartels Rotation 2276 – Daily Averages  
Leakage Current – M2A – High Voltage Side  
(12-Apr-2000 thru 08-May-2000) (103/2000 thru 129/2000)




16 21 26 May 1 6  
time (12-Apr-2000 to 09-May-2000)

Bartels Rotation 2276 – Daily Averages  
Leakage Current – M1B – Ground Side  
(12-Apr-2000 thru 08-May-2000) (103/2000 thru 129/2000)




Bartels Rotation 2276 – Daily Averages  
Leakage Current – M1B – High Voltage Side  
(12-Apr-2000 thru 08-May-2000) (103/2000 thru 129/2000)




16 21 26 May 1 6  
time (12-Apr-2000 to 09-May-2000)

Bartels Rotation 2276 – Daily Averages  
Leakage Current – M2B – Ground Side  
(12-Apr-2000 thru 08-May-2000) (103/2000 thru 129/2000)



16 21 26 May 1 6  
time (12-Apr-2000 to 09-May-2000)

Bartels Rotation 2276 – Daily Averages  
Leakage Current – M2B – High Voltage Side  
(12-Apr-2000 thru 08-May-2000) (103/2000 thru 129/2000)



16 21 26 May 1 6  
time (12-Apr-2000 to 09-May-2000)