



Bartels Rotation 2264-2277 - Daily Averages
Leakage Current - M1A - Ground Side
(24-May-1999 thru 04-Jun-2000) (144/1999 thru 156/2000)



Bartels Rotation 2264-2277 - Daily Averages
Leakage Current - M1A - High Voltage Side
(24-May-1999 thru 04-Jun-2000) (144/1999 thru 156/2000)



Jul


Oct

Jan

Apr


time (24-May-1999 to 05-Jun-2000)

Bartels Rotation 2264-2277 - Daily Averages
Leakage Current - M2A - Ground Side
(24-May-1999 thru 04-Jun-2000) (144/1999 thru 156/2000)



Jul Oct Jan Apr
time (24-May-1999 to 05-Jun-2000)

Bartels Rotation 2264-2277 - Daily Averages
Leakage Current - M2A - High Voltage Side
(24-May-1999 thru 04-Jun-2000) (144/1999 thru 156/2000)



Jul


Oct

Jan

Apr


time (24-May-1999 to 05-Jun-2000)

Bartels Rotation 2264-2277 - Daily Averages
Leakage Current - M1B - Ground Side
(24-May-1999 thru 04-Jun-2000) (144/1999 thru 156/2000)




Jul Oct Jan Apr
time (24-May-1999 to 05-Jun-2000)

Bartels Rotation 2264-2277 - Daily Averages
Leakage Current - M1B - High Voltage Side
(24-May-1999 thru 04-Jun-2000) (144/1999 thru 156/2000)




Jul Oct Jan Apr
time (24-May-1999 to 05-Jun-2000)

Bartels Rotation 2264-2277 - Daily Averages
Leakage Current - M2B - Ground Side
(24-May-1999 thru 04-Jun-2000) (144/1999 thru 156/2000)



Bartels Rotation 2264-2277 - Daily Averages
Leakage Current - M2B - High Voltage Side
(24-May-1999 thru 04-Jun-2000) (144/1999 thru 156/2000)



Jul

Oct

Jan

Apr

time (24-May-1999 to 05-Jun-2000)