



Bartels Rotation 2265-2278 - Daily Averages
Leakage Current - M1A - Ground Side
(20-Jun-1999 thru 01-Jul-2000) (171/1999 thru 183/2000)




Bartels Rotation 2265-2278 - Daily Averages
Leakage Current - M1A - High Voltage Side
(20-Jun-1999 thru 01-Jul-2000) (171/1999 thru 183/2000)




Jul Oct Jan Apr Jul
time (20-Jun-1999 to 02-Jul-2000)

Bartels Rotation 2265-2278 – Daily Averages
Leakage Current – M2A – Ground Side
(20-Jun-1999 thru 01-Jul-2000) (171/1999 thru 183/2000)




Jul Oct Jan Apr Jul
time (20-Jun-1999 to 02-Jul-2000)

Bartels Rotation 2265-2278 - Daily Averages
Leakage Current - M2A - High Voltage Side
(20-Jun-1999 thru 01-Jul-2000) (171/1999 thru 183/2000)




Jul Oct Jan Apr Jul
time (20-Jun-1999 to 02-Jul-2000)

Bartels Rotation 2265-2278 – Daily Averages
Leakage Current – M1B – Ground Side
(20-Jun-1999 thru 01-Jul-2000) (171/1999 thru 183/2000)




Jul Oct Jan Apr Jul
time (20-Jun-1999 to 02-Jul-2000)

Bartels Rotation 2265-2278 - Daily Averages
Leakage Current - M1B - High Voltage Side
(20-Jun-1999 thru 01-Jul-2000) (171/1999 thru 183/2000)




Jul Oct Jan Apr Jul
time (20-Jun-1999 to 02-Jul-2000)

Bartels Rotation 2265-2278 - Daily Averages
Leakage Current - M2B - Ground Side
(20-Jun-1999 thru 01-Jul-2000) (171/1999 thru 183/2000)



Bartels Rotation 2265-2278 - Daily Averages
Leakage Current - M2B - High Voltage Side
(20-Jun-1999 thru 01-Jul-2000) (171/1999 thru 183/2000)



Jul Oct Jan Apr Jul
time (20-Jun-1999 to 02-Jul-2000)