




Bartels Rotation 2278 – Daily Averages  
Leakage Current – M1A – Ground Side  
(05-Jun-2000 thru 01-Jul-2000) (157/2000 thru 183/2000)





6 11 16 21 26 Jul 1  
time (05-Jun-2000 to 02-Jul-2000)


Bartels Rotation 2278 – Daily Averages  
 Leakage Current – M1A – High Voltage Side  
 (05-Jun-2000 thru 01-Jul-2000) (157/2000 thru 183/2000)




Bartels Rotation 2278 – Daily Averages  
 Leakage Current – M2A – Ground Side  
 (05-Jun-2000 thru 01-Jul-2000) (157/2000 thru 183/2000)



Bartels Rotation 2278 – Daily Averages  
 Leakage Current – M2A – High Voltage Side  
 (05-Jun-2000 thru 01-Jul-2000) (157/2000 thru 183/2000)




Bartels Rotation 2278 – Daily Averages  
Leakage Current – M1B – Ground Side  
(05-Jun-2000 thru 01-Jul-2000) (157/2000 thru 183/2000)



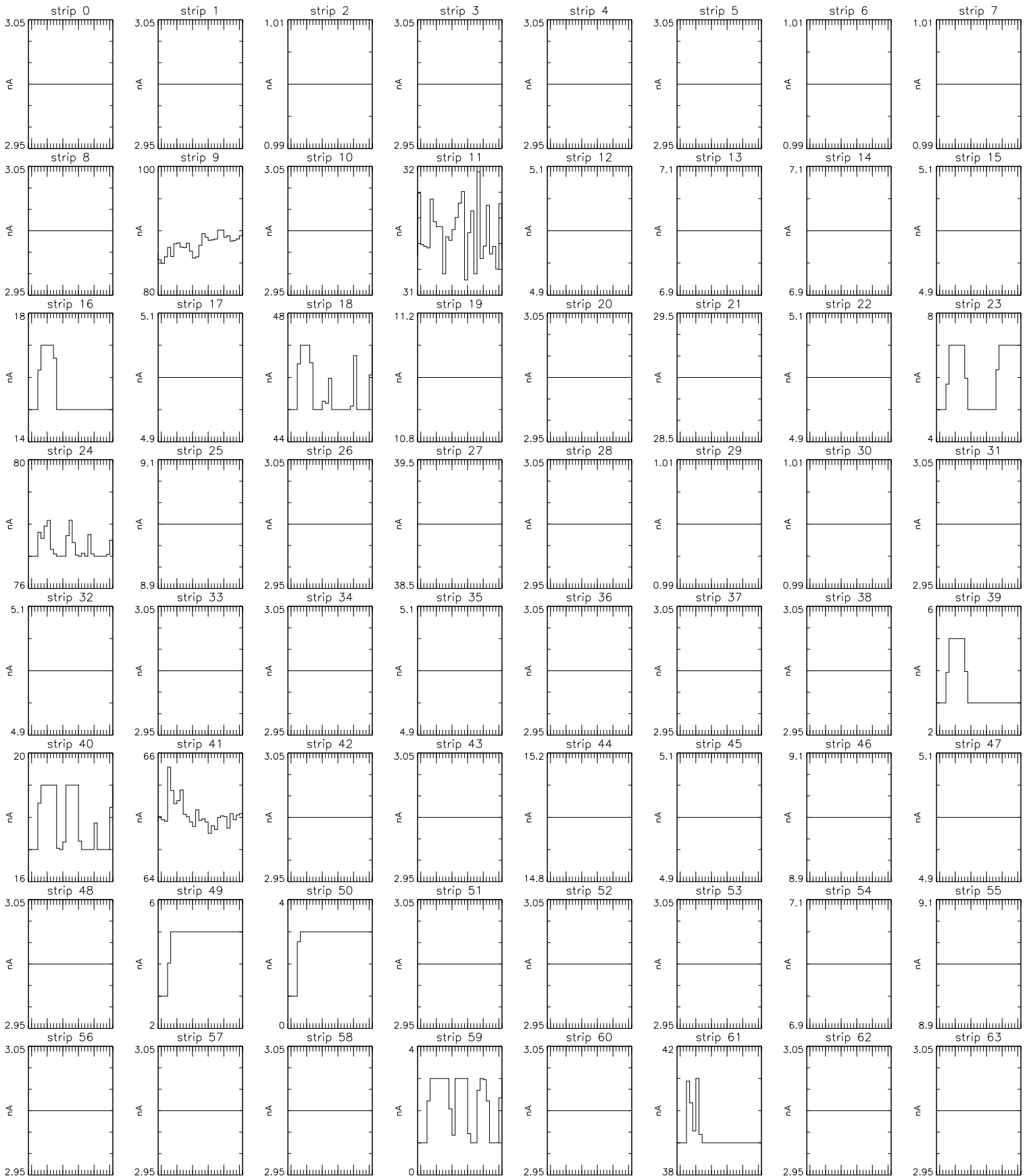
6 11 16 21 26 Jul 1  
time (05-Jun-2000 to 02-Jul-2000)

Bartels Rotation 2278 – Daily Averages  
 Leakage Current – M1B – High Voltage Side  
 (05-Jun-2000 thru 01-Jul-2000) (157/2000 thru 183/2000)



6 11 16 21 26 Jul 1  
 time (05-Jun-2000 to 02-Jul-2000)

Bartels Rotation 2278 – Daily Averages  
 Leakage Current – M2B – Ground Side  
 (05-Jun-2000 thru 01-Jul-2000) (157/2000 thru 183/2000)



Bartels Rotation 2278 – Daily Averages  
 Leakage Current – M2B – High Voltage Side  
 (05-Jun-2000 thru 01-Jul-2000) (157/2000 thru 183/2000)

