



Bartels Rotation 2266-2279 - Daily Averages
Leakage Current - M1A - Ground Side
(17-Jul-1999 thru 28-Jul-2000) (198/1999 thru 210/2000)




Oct Jan Apr Jul
time (17-Jul-1999 to 29-Jul-2000)

Bartels Rotation 2266-2279 - Daily Averages
Leakage Current - M1A - High Voltage Side
(17-Jul-1999 thru 28-Jul-2000) (198/1999 thru 210/2000)




Oct Jan Apr Jul
time (17-Jul-1999 to 29-Jul-2000)

Bartels Rotation 2266-2279 - Daily Averages
Leakage Current - M2A - Ground Side
(17-Jul-1999 thru 28-Jul-2000) (198/1999 thru 210/2000)




Oct Jan Apr Jul
time (17-Jul-1999 to 29-Jul-2000)

Bartels Rotation 2266-2279 - Daily Averages
Leakage Current - M2A - High Voltage Side
(17-Jul-1999 thru 28-Jul-2000) (198/1999 thru 210/2000)




Oct Jan Apr Jul
time (17-Jul-1999 to 29-Jul-2000)

Bartels Rotation 2266-2279 - Daily Averages
Leakage Current - M1B - Ground Side
(17-Jul-1999 thru 28-Jul-2000) (198/1999 thru 210/2000)



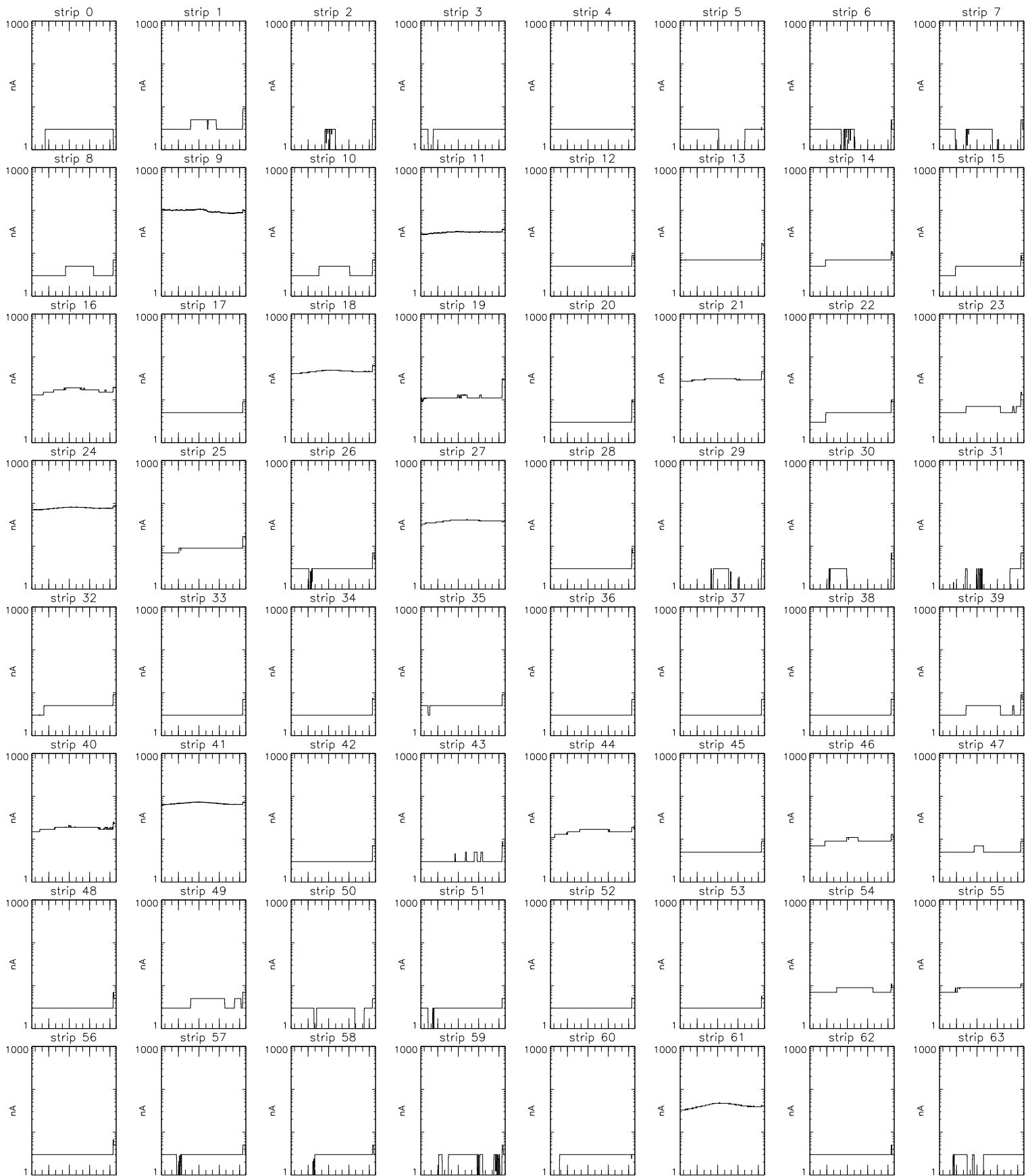
Oct Jan Apr Jul
time (17-Jul-1999 to 29-Jul-2000)

Bartels Rotation 2266-2279 - Daily Averages
Leakage Current - M1B - High Voltage Side
(17-Jul-1999 thru 28-Jul-2000) (198/1999 thru 210/2000)




Oct Jan Apr Jul
time (17-Jul-1999 to 29-Jul-2000)

Bartels Rotation 2266-2279 – Daily Averages
 Leakage Current – M2B – Ground Side
 (17-Jul-1999 thru 28-Jul-2000) (198/1999 thru 210/2000)



Oct Jan Apr Jul
 time (17-Jul-1999 to 29-Jul-2000)

Bartels Rotation 2266-2279 - Daily Averages
Leakage Current - M2B - High Voltage Side
(17-Jul-1999 thru 28-Jul-2000) (198/1999 thru 210/2000)



Oct Jan Apr Jul
time (17-Jul-1999 to 29-Jul-2000)