
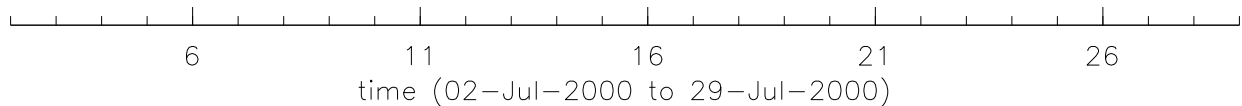



Bartels Rotation 2279 – Daily Averages
Leakage Current – M1A – Ground Side
(02-Jul-2000 thru 28-Jul-2000) (184/2000 thru 210/2000)

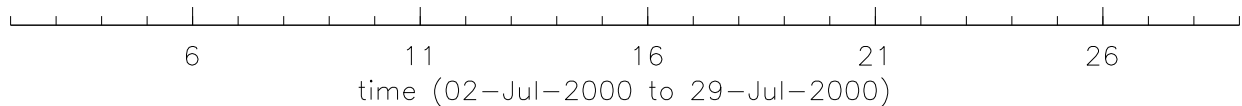



6 11 16 21 26
time (02-Jul-2000 to 29-Jul-2000)

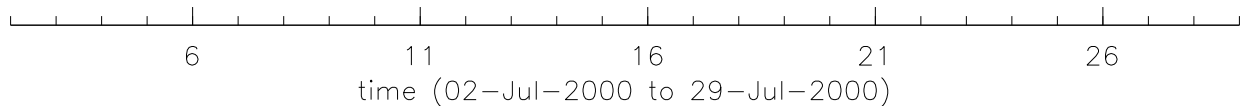

Bartels Rotation 2279 – Daily Averages
Leakage Current – M1A – High Voltage Side
(02-Jul-2000 thru 28-Jul-2000) (184/2000 thru 210/2000)



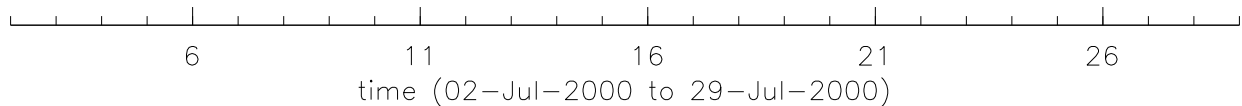

Bartels Rotation 2279 – Daily Averages
Leakage Current – M2A – Ground Side
(02-Jul-2000 thru 28-Jul-2000) (184/2000 thru 210/2000)



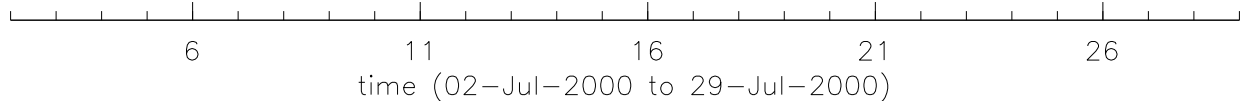

Bartels Rotation 2279 – Daily Averages
Leakage Current – M2A – High Voltage Side
(02-Jul-2000 thru 28-Jul-2000) (184/2000 thru 210/2000)




Bartels Rotation 2279 – Daily Averages
Leakage Current – M1B – Ground Side
(02-Jul-2000 thru 28-Jul-2000) (184/2000 thru 210/2000)



Bartels Rotation 2279 – Daily Averages
Leakage Current – M1B – High Voltage Side
(02-Jul-2000 thru 28-Jul-2000) (184/2000 thru 210/2000)



Bartels Rotation 2279 – Daily Averages
Leakage Current – M2B – Ground Side
(02-Jul-2000 thru 28-Jul-2000) (184/2000 thru 210/2000)



6 11 16 21 26
time (02-Jul-2000 to 29-Jul-2000)

Bartels Rotation 2279 – Daily Averages
Leakage Current – M2B – High Voltage Side
(02-Jul-2000 thru 28-Jul-2000) (184/2000 thru 210/2000)

