



Bartels Rotation 2267-2280 – Daily Averages
Leakage Current – M1A – Ground Side
(13-Aug-1999 thru 24-Aug-2000) (225/1999 thru 237/2000)




Oct Jan Apr Jul
time (13-Aug-1999 to 25-Aug-2000)

Bartels Rotation 2267-2280 – Daily Averages
Leakage Current – M1A – High Voltage Side
(13-Aug-1999 thru 24-Aug-2000) (225/1999 thru 237/2000)




Oct Jan Apr Jul
time (13-Aug-1999 to 25-Aug-2000)

Bartels Rotation 2267-2280 – Daily Averages
Leakage Current – M2A – Ground Side
(13-Aug-1999 thru 24-Aug-2000) (225/1999 thru 237/2000)




Oct Jan Apr Jul
time (13-Aug-1999 to 25-Aug-2000)

Bartels Rotation 2267-2280 – Daily Averages
Leakage Current – M2A – High Voltage Side
(13-Aug-1999 thru 24-Aug-2000) (225/1999 thru 237/2000)




Oct Jan Apr Jul
time (13-Aug-1999 to 25-Aug-2000)

Bartels Rotation 2267-2280 – Daily Averages
Leakage Current – M1B – Ground Side
(13-Aug-1999 thru 24-Aug-2000) (225/1999 thru 237/2000)




Oct Jan Apr Jul
time (13-Aug-1999 to 25-Aug-2000)

Bartels Rotation 2267-2280 – Daily Averages
Leakage Current – M1B – High Voltage Side
(13-Aug-1999 thru 24-Aug-2000) (225/1999 thru 237/2000)




Oct Jan Apr Jul
time (13-Aug-1999 to 25-Aug-2000)

Bartels Rotation 2267-2280 – Daily Averages
 Leakage Current – M2B – Ground Side
 (13-Aug-1999 thru 24-Aug-2000) (225/1999 thru 237/2000)



Oct Jan Apr Jul
 time (13-Aug-1999 to 25-Aug-2000)

Bartels Rotation 2267-2280 – Daily Averages
Leakage Current – M2B – High Voltage Side
(13-Aug-1999 thru 24-Aug-2000) (225/1999 thru 237/2000)



Oct Jan Apr Jul
time (13-Aug-1999 to 25-Aug-2000)