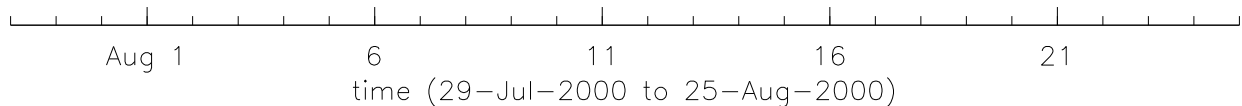




Bartels Rotation 2228 – Daily Averages
Leakage Current – M1A – Ground Side
(29-Jul-2000 thru 24-Aug-2000) (211/2000 thru 237/2000)

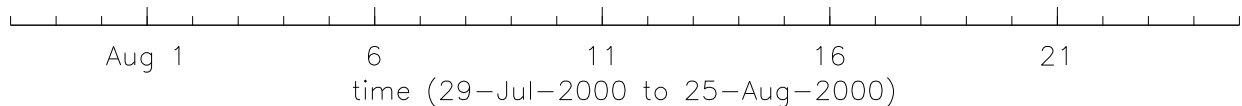



Bartels Rotation 2280 – Daily Averages
Leakage Current – M1A – High Voltage Side
(29-Jul-2000 thru 24-Aug-2000) (211/2000 thru 237/2000)

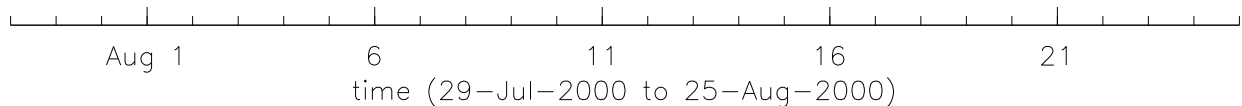



Aug 1 6 11 16 21
time (29-Jul-2000 to 25-Aug-2000)

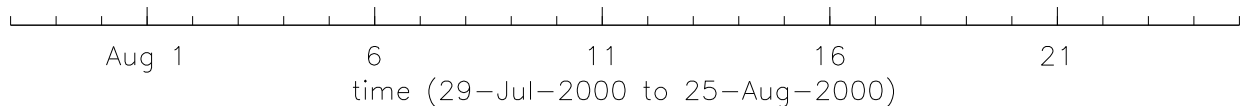

Bartels Rotation 2280 – Daily Averages
Leakage Current – M2A – Ground Side
(29-Jul-2000 thru 24-Aug-2000) (211/2000 thru 237/2000)




Bartels Rotation 2280 – Daily Averages
Leakage Current – M2A – High Voltage Side
(29-Jul-2000 thru 24-Aug-2000) (211/2000 thru 237/2000)



Bartels Rotation 2280 – Daily Averages
Leakage Current – M1B – Ground Side
(29-Jul-2000 thru 24-Aug-2000) (211/2000 thru 237/2000)




Bartels Rotation 2280 – Daily Averages
Leakage Current – M1B – High Voltage Side
(29-Jul-2000 thru 24-Aug-2000) (211/2000 thru 237/2000)




Aug 1 6 11 16 21
time (29-Jul-2000 to 25-Aug-2000)

Bartels Rotation 2280 – Daily Averages
Leakage Current – M2B – Ground Side
(29-Jul-2000 thru 24-Aug-2000) (211/2000 thru 237/2000)



Aug 1 6 11 16 21
time (29-Jul-2000 to 25-Aug-2000)

Bartels Rotation 2280 – Daily Averages
Leakage Current – M2B – High Voltage Side
(29-Jul-2000 thru 24-Aug-2000) (211/2000 thru 237/2000)



Aug 1 6 11 16 21 23
time (29-Jul-2000 to 25-Aug-2000)